

Cadwell Park

4th/5th June 2011



**Ford XR
Championship**



S.M.A.R.T.

Scottish Motorsports Automatic Race Timing

Ravenslea, Melrose Road, Galashiels, TD1 2AT

Telephone : 01896 – 752447

Scottish Legend Car Championship

Cadwell Park 2.173 Miles

Practice 1

04/06/2011 09:00

Practice started at 9:01:40

Pos	No.	Name	Make/Model	CC	Class	C Laps	Best Tm	Diff n Lap	Best Spd	2nd Best
1	4	Lee FITZPATRICK	Legend	1200	G	8	1:44.647		74.754	1:45.268
2	3	Ross MARSHALL	Ford Coupe	1250	L	6	1:44.955	0.308	74.535	1:45.827
3	5	Jon HIGGINS	Ford Coupe	1250	G	8	1:45.804	1.157	73.937	1:45.957
4	8	Nick BRACE	34 Ford	1250	G	6	1:45.815	1.168	73.929	1:46.691
5	18	Ross MICKEL	Chevy Sedan	1250	L	8	1:46.316	1.669	73.581	1:47.613
6	32	Dean BRACE	Ford Coupe	1250	G	7	1:47.057	2.410	73.071	1:47.268
7	72	Glenn BURTENSHAW	34 Coupe	1250	L	8	1:47.362	2.715	72.864	1:47.986
8	69	Gerard McCOSH	Ford Coupe	1250	L	6	1:48.296	3.649	72.235	1:48.442
9	7	Carol BROWN	Ford Coupe	1250	L	8	1:48.296	3.649	72.235	1:48.658
10	03	John MARSHALL	Ford Coupe	1200	L	7	1:48.534	3.887	72.077	1:48.869
11	26	Scott HYNDS	Chevy Sedan	1250	L	8	1:48.792	4.145	71.906	1:49.460
12	99	Robbie BURGOYNE	Chevy Sedan	1250	L	8	1:49.478	4.831	71.455	1:49.600
13	6	David HUNTER	Ford Coupe	1250	L	8	1:49.876	5.229	71.197	1:50.703
14	46	Colin ATKINSON	Ford 37 Coupe	1200	L	8	1:51.234	6.587	70.327	1:51.707
15	71	Alasdair THOM	34 Chevy Sedan	1250	L	8	1:51.541	6.894	70.134	1:51.858
16	38	Errico PALAZZO	34 Ford Coupe	1250	L	8	1:52.170	7.523	69.741	1:52.946
17	9	Paul O'BRIEN	Legend	1250	L	3	1:52.677	8.030	69.427	1:59.175
18	53	Dominic SPURR	Ford Sedan	1250	G	7	1:52.740	8.093	69.388	1:54.236
19	45	Guisepppe PALAZZO	Ford Sedan	1250	L	7	1:53.322	8.675	69.032	1:54.104
20	27	Chris HYNDS	Legend	1250	L	1	1:53.777	9.130	68.756	
21	88	Jeff PRITCHARD	Chevy Sedan	1200	L	7	1:53.922	9.275	68.668	1:54.720
22	17	Billy WAIT	37 Ford	1200	L	4	1:53.944	9.297	68.655	1:55.262
23	50	Paul McKAY	34 Chevy Coupe	1250	L	7	1:55.785	11.138	67.563	1:57.897
24	80	Kevan FEARNLEY	37 Ford Sedan	1250	L	7	2:05.546	20.899	62.310	2:07.592

Announcements

Car No.27 - No working transponder - Please fix before racing.

Car No.9 - Number illegible - Please fix before racing.

Class G - Guest drivers

Clerk of the Course

Orbits 4

Sig. Time
 Chief Timekeeper - Ian Sharp (SMART)
 Results on www.mylaps.com & www.smart-timing.co.uk

www.amb-it.com
www.mylaps.com
 Licensed to: SMART

BRSCC Club Race Meeting

Scottish Legend Car Championship

Cadwell Park 2.173 Miles

Practice 1

04/06/2011 09:00

Practice started at 9:01:40

Lap	Lap Tm	Diff	Time of Day
(4) Lee FITZPATRICK			
1	1:48.865	+4.218	9:04:08.477
2	1:46.472	+1.825	9:05:54.949
3	1:46.077	+1.430	9:07:41.026
4	1:46.196	+1.549	9:09:27.222
5	1:44.647		9:11:11.869
6	1:45.268	+0.621	9:12:57.137
7	1:45.922	+1.275	9:14:43.059
8	1:46.140	+1.493	9:16:29.199

Lap	Lap Tm	Diff	Time of Day
(3) Ross MARSHALL			
1	1:49.104	+4.149	9:04:08.342
2	1:47.340	+2.385	9:05:55.682
3	1:46.221	+1.266	9:07:41.903
4	1:46.327	+1.372	9:09:28.230
5	1:45.827	+0.872	9:11:14.057
6	1:44.955		9:12:59.012

Lap	Lap Tm	Diff	Time of Day
(5) Jon HIGGINS			
1	1:47.199	+1.395	9:04:06.476
2	1:47.831	+2.027	9:05:54.307
3	1:45.957	+0.153	9:07:40.264
4	1:46.794	+0.990	9:09:27.058
5	1:47.226	+1.422	9:11:14.284
6	2:51.483	+1:05.679	9:14:05.768
7	1:51.365	+5.561	9:15:57.133
8	1:45.804		9:17:42.937

Lap	Lap Tm	Diff	Time of Day
(8) Nick BRACE			
1	1:49.255	+3.440	9:04:10.200
2	1:46.738	+0.923	9:05:56.938
3	1:45.815		9:07:42.753
4	1:47.009	+1.194	9:09:29.762
5	1:46.691	+0.876	9:11:16.453
6	2:16.503	+30.688	9:13:32.956

Lap	Lap Tm	Diff	Time of Day
(18) Ross MICKEL			
1	1:54.495	+8.179	9:04:19.004
2	1:51.513	+5.197	9:06:10.517
3	1:52.970	+6.654	9:08:03.487
4	1:48.291	+1.975	9:09:51.778
5	1:48.538	+2.222	9:11:40.316
6	1:47.613	+1.297	9:13:27.929
7	1:49.547	+3.231	9:15:17.476
8	1:46.316		9:17:03.792

Lap	Lap Tm	Diff	Time of Day
(32) Dean BRACE			
1	1:53.981	+6.924	9:04:47.995
2	1:51.142	+4.085	9:06:39.137
3	1:47.910	+0.853	9:08:27.047
4	1:47.057		9:10:14.104
5	1:47.273	+0.216	9:12:01.377
6	1:48.333	+1.276	9:13:49.710
7	1:47.268	+0.211	9:15:36.978

Lap	Lap Tm	Diff	Time of Day
(72) Glenn BURTENSHAW			
1	1:54.705	+7.343	9:04:19.733
2	1:50.298	+2.936	9:06:10.031
3	1:48.355	+0.993	9:07:58.386
4	1:47.986	+0.624	9:09:46.372

Lap	Lap Tm	Diff	Time of Day
5	1:51.254	+3.892	9:11:37.626
6	1:49.708	+2.346	9:13:27.334
7	1:49.500	+2.138	9:15:16.834
8	1:47.362		9:17:04.196

Lap	Lap Tm	Diff	Time of Day
(69) Gerard McCOSH			
1	1:54.380	+6.084	9:04:00.883
2	1:48.618	+0.322	9:05:49.501
3	1:48.442	+0.146	9:07:37.943
4	1:51.289	+2.993	9:09:29.232
5	1:48.673	+0.377	9:11:17.905
6	1:48.296		9:13:06.201

Lap	Lap Tm	Diff	Time of Day
(7) Carol BROWN			
1	1:59.174	+10.878	9:04:56.676
2	1:50.339	+2.043	9:06:47.015
3	1:50.663	+2.367	9:08:37.678
4	1:49.998	+1.702	9:10:27.676
5	1:48.296		9:12:15.972
6	1:48.658	+0.362	9:14:04.630
7	1:59.241	+10.945	9:16:03.871
8	2:03.394	+15.098	9:18:07.265

Lap	Lap Tm	Diff	Time of Day
(03) John MARSHALL			
1	1:53.640	+5.106	9:04:19.194
2	1:49.372	+0.838	9:06:08.566
3	1:48.534		9:07:57.100
4	1:48.869	+0.335	9:09:45.969
5	1:51.253	+2.719	9:11:37.222
6	1:49.575	+1.041	9:13:26.797
7	2:00.140	+11.606	9:15:26.937

Lap	Lap Tm	Diff	Time of Day
(26) Scott HYNDS			
1	2:00.203	+11.411	9:04:53.685
2	1:52.899	+4.107	9:06:46.584
3	1:50.609	+1.817	9:08:37.193
4	1:51.147	+2.355	9:10:28.340
5	1:48.792		9:12:17.132
6	1:52.514	+3.722	9:14:09.646
7	1:50.619	+1.827	9:16:00.265
8	1:49.460	+0.668	9:17:49.725

Lap	Lap Tm	Diff	Time of Day
(99) Robbie BURGOYNE			
1	1:57.300	+7.822	9:04:46.088
2	1:53.658	+4.180	9:06:39.746
3	1:49.478		9:08:29.224
4	1:50.823	+1.345	9:10:20.047
5	1:50.977	+1.499	9:12:11.024
6	1:51.796	+2.318	9:14:02.820
7	1:49.600	+0.122	9:15:52.420
8	1:50.051	+0.573	9:17:42.471

Lap	Lap Tm	Diff	Time of Day
(6) David HUNTER			
1	2:03.031	+13.155	9:04:58.329
2	1:56.038	+6.162	9:06:54.367
3	1:55.640	+5.764	9:08:50.007
4	1:52.898	+3.022	9:10:42.905
5	1:50.703	+0.827	9:12:33.608
6	1:50.789	+0.913	9:14:24.397
7	1:49.876		9:16:14.273
8	1:52.635	+2.759	9:18:06.908

Lap	Lap Tm	Diff	Time of Day
(46) Colin ATKINSON			
1	2:20.314	+29.080	9:05:08.214
2	1:53.788	+2.554	9:07:02.002
3	1:52.134	+0.900	9:08:54.136
4	1:51.707	+0.473	9:10:45.843
5	1:52.589	+1.355	9:12:38.432
6	1:52.596	+1.362	9:14:31.028
7	1:51.234		9:16:22.262
8	1:54.275	+3.041	9:18:16.537

Lap	Lap Tm	Diff	Time of Day
(71) Alasdair THOM			
1	1:53.972	+2.431	9:04:01.746
2	1:52.595	+1.054	9:05:54.341
3	1:51.858	+0.317	9:07:46.199
4	1:53.982	+2.441	9:09:40.181
5	1:51.541		9:11:31.722
6	1:52.448	+0.907	9:13:24.170
7	1:54.925	+3.384	9:15:19.095
8	1:51.988	+0.447	9:17:11.083

Lap	Lap Tm	Diff	Time of Day
(38) Errico PALAZZO			
1	2:06.757	+14.587	9:04:57.717
2	1:56.371	+4.201	9:06:54.088
3	1:55.738	+3.568	9:08:49.826
4	1:54.985	+2.815	9:10:44.811
5	1:55.126	+2.956	9:12:39.937
6	1:52.170		9:14:32.107
7	1:52.946	+0.776	9:16:25.053
8	1:54.654	+2.484	9:18:19.707

Lap	Lap Tm	Diff	Time of Day
(9) Paul O'BRIEN			
1	1:59.175	+6.498	9:04:53.431
2	1:52.677		9:06:46.108
3	2:51.684	+59.007	9:09:37.793

Lap	Lap Tm	Diff	Time of Day
(53) Dominic SPURR			
1	2:07.346	+14.606	9:05:00.504
2	1:54.593	+1.853	9:06:55.097
3	1:55.323	+2.583	9:08:50.420
4	3:17.224	+1:24.484	9:12:07.645
5	1:58.334	+5.594	9:14:05.979
6	1:54.236	+1.496	9:16:00.215
7	1:52.740		9:17:52.955

Lap	Lap Tm	Diff	Time of Day
(45) Giuseppe PALAZZO			
1	2:12.195	+18.873	9:05:06.056
2	1:58.847	+5.525	9:07:04.903
3	1:57.056	+3.734	9:09:01.959
4	1:56.039	+2.717	9:10:57.998
5	1:55.661	+2.339	9:12:53.659
6	1:53.322		9:14:46.981
7	1:54.104	+0.782	9:16:41.085

Lap	Lap Tm	Diff	Time of Day
(27) Chris HYNDS			
1	1:53.777		9:04:21.408

Lap	Lap Tm	Diff	Time of Day
(88) Jeff PRITCHARD			
1	2:11.535	+17.613	9:05:01.935
2	1:57.140	+3.218	9:06:59.075
3	1:54.720	+0.798	9:08:53.795

Clerk of the Course

Sig. Time
 Chief Timekeeper - Ian Sharp (SMART)
 Results on www.mylaps.com & www.smart-timing.co.uk

Orbits 4

www.amb-it.com
www.mylaps.com
 Licensed to: SMART



Lap	Lap Tm	Diff	Time of Day
4	1:55.117	+1.195	9:10:48.912
5	1:55.735	+1.813	9:12:44.647
6	1:53.922		9:14:38.569
7	1:55.098	+1.176	9:16:33.667

(17) Billy WAIT

1	1:59.265	+5.321	9:04:57.954
2	1:55.262	+1.318	9:06:53.216
3	1:56.275	+2.331	9:08:49.491
4	1:53.944		9:10:43.435

(50) Paul McKAY

1	2:11.845	+16.060	9:04:31.988
2	2:08.215	+12.430	9:06:40.203
3	2:02.604	+6.819	9:08:42.807
4	2:00.072	+4.287	9:10:42.879
5	2:01.401	+5.616	9:12:44.280
6	1:57.897	+2.112	9:14:42.177
7	1:55.785		9:16:37.962

(80) Kevan FEARNLEY

1	2:25.663	+20.117	9:05:15.019
2	2:20.143	+14.597	9:07:35.162
3	2:13.050	+7.504	9:09:48.212
4	2:09.125	+3.579	9:11:57.337
5	2:07.592	+2.046	9:14:04.929
6	2:05.546		9:16:10.475
7	2:07.609	+2.063	9:18:18.084

Lap	Lap Tm	Diff	Time of Day
-----	--------	------	-------------

Lap	Lap Tm	Diff	Time of Day
-----	--------	------	-------------

S&G Response Ford XR Championship

Cadwell Park 2.173 Miles

Practice 2

04/06/2011 09:25

Practice started at 9:25:23

Pos	No.	Name	Make/Model	CC	Class	C Laps	Best Tm	Diff n Lap	Best Spd	2nd Best
1	69	Mark ROBINSON	Ford Fiesta XR2	1600	XRA	10	1:46.883		73.190	1:46.903
2	68	Simon ROBINSON	Ford Fiesta XR2	1600	XRA	11	1:46.888	0.005	73.187	1:47.217
3	3	Peter LANCASTER	Ford Fiesta XR2	1600	XRA	9	1:48.666	1.783	71.989	1:49.916
4	79	Simon SHERIDAN	Ford Fiesta XR2	1600	XRA	10	1:48.865	1.982	71.858	1:49.097
5	1	John-Ifan JONES	Ford Escort XR3i	1600	XRБ	10	1:49.146	2.263	71.673	1:49.555
6	66	Steve POOLE	Ford Fiesta XR2	1600	XRA	5	1:49.456	2.573	71.470	1:49.932
7	18	Michael HEATH	Ford Fiesta XR2	1600	XRA	10	1:50.994	4.111	70.479	1:51.061
8	22	Danny LEIGH	Ford Escort XR3i	1600	XRБ	10	1:51.134	4.251	70.391	1:51.674
9	77	Chris FLYNN	Ford Escort XR3i	1600	XRБ	10	1:52.544	5.661	69.509	1:52.854
10	21	Jason HENNEFER	Ford Escort XR3i	1600	XRБ	10	1:52.612	5.729	69.467	1:53.483
11	14	Tony RUDD	Ford Fiesta XR2	1600	XRA	10	1:53.310	6.427	69.039	1:54.106
12	62	Lee BOWMAN	Ford Escort XR3i	1600	XRБ	10	1:53.842	6.959	68.716	1:55.295
13	13	Christopher NYLAN	Ford Escort XR3i	1600	XRБ	9	1:55.872	8.989	67.512	1:57.175
14	63	Terry KELLAHER	Ford Escort XR3i	1600	XRБ	4	1:57.848	10.965	66.380	1:58.236

Clerk of the Course

Orbits 4

Sig. Time
 Chief Timekeeper - Ian Sharp (SMART)
 Results on www.mylaps.com & www.smart-timing.co.uk

www.amb-it.com
www.mylaps.com
 Licensed to: SMART

Lap	Lap Tm	Diff	Time of Day
(69) Mark ROBINSON			
1	2:03.123	+16.240	9:28:09.246
2	1:49.188	+2.305	9:29:58.434
3	1:47.560	+0.677	9:31:45.994
4	1:46.883		9:33:32.877
5	1:49.220	+2.337	9:35:22.097
6	1:48.076	+1.193	9:37:10.173
7	1:46.903	+0.020	9:38:57.076
8	1:50.108	+3.225	9:40:47.184
9	2:16.723	+29.840	9:43:03.907
10	2:03.364	+16.481	9:45:07.271

Lap	Lap Tm	Diff	Time of Day
(68) Simon ROBINSON			
1	2:02.804	+15.916	9:28:09.796
2	1:49.476	+2.588	9:29:59.272
3	1:47.368	+0.480	9:31:46.640
4	1:47.217	+0.329	9:33:33.857
5	1:47.533	+0.645	9:35:21.390
6	1:47.787	+0.899	9:37:09.177
7	1:48.795	+1.907	9:38:57.972
8	1:46.888		9:40:44.860
9	2:17.144	+30.256	9:43:02.004
10	1:53.287	+6.399	9:44:55.291
11	1:54.102	+7.214	9:46:49.393

Lap	Lap Tm	Diff	Time of Day
(3) Peter LANCASTER			
1	2:04.520	+15.854	9:31:58.341
2	1:52.632	+3.966	9:33:50.973
3	1:51.607	+2.941	9:35:42.580
4	1:51.213	+2.547	9:37:33.793
5	1:53.329	+4.663	9:39:27.122
6	1:49.916	+1.250	9:41:17.038
7	1:50.439	+1.773	9:43:07.477
8	1:48.666		9:44:56.143
9	1:53.706	+5.040	9:46:49.849

Lap	Lap Tm	Diff	Time of Day
(79) Simon SHERIDAN			
1	1:58.674	+9.809	9:29:31.656
2	1:53.129	+4.264	9:31:24.785
3	1:50.515	+1.650	9:33:15.300
4	1:49.592	+0.727	9:35:04.892
5	1:49.651	+0.786	9:36:54.543
6	1:49.097	+0.232	9:38:43.640
7	1:49.709	+0.844	9:40:33.349
8	1:50.327	+1.462	9:42:23.676
9	1:48.865		9:44:12.541
10	1:53.064	+4.199	9:46:05.605

Lap	Lap Tm	Diff	Time of Day
(1) John-Ifan JONES			
1	2:08.614	+19.468	9:28:12.015
2	1:52.205	+3.059	9:30:04.220
3	1:50.015	+0.869	9:31:54.235
4	1:49.146		9:33:43.381
5	1:49.555	+0.409	9:35:32.936
6	1:52.670	+3.524	9:37:25.606
7	1:50.235	+1.089	9:39:15.841
8	1:50.214	+1.068	9:41:06.055
9	1:50.441	+1.295	9:42:56.496
10	1:50.276	+1.130	9:44:46.772

Lap	Lap Tm	Diff	Time of Day
(66) Steve POOLE			
1	2:02.041	+12.585	9:28:10.499
2	1:49.952	+0.496	9:30:00.451
3	1:49.456		9:31:49.907
4	1:51.480	+2.024	9:33:41.387
5	1:49.932	+0.476	9:35:31.319

Lap	Lap Tm	Diff	Time of Day
(18) Michael HEATH			
1	2:13.624	+22.630	9:28:25.254
2	1:57.591	+6.597	9:30:22.845
3	1:53.311	+2.317	9:32:16.156
4	1:55.970	+4.976	9:34:12.126
5	1:51.975	+0.981	9:36:04.101
6	1:52.494	+1.500	9:37:56.595
7	1:51.061	+0.067	9:39:47.656
8	1:51.289	+0.295	9:41:38.945
9	1:50.994		9:43:29.939
10	1:51.912	+0.918	9:45:21.851

Lap	Lap Tm	Diff	Time of Day
(22) Danny LEIGH			
1	2:18.871	+27.737	9:28:22.599
2	2:01.410	+10.276	9:30:24.009
3	2:01.648	+10.514	9:32:25.657
4	1:55.166	+4.032	9:34:20.823
5	1:54.370	+3.236	9:36:15.193
6	2:04.481	+13.347	9:38:19.674
7	1:52.643	+1.509	9:40:12.317
8	1:51.674	+0.540	9:42:03.991
9	1:51.134		9:43:55.125
10	1:57.500	+6.366	9:45:52.625

Lap	Lap Tm	Diff	Time of Day
(77) Chris FLYNN			
1	2:19.621	+27.077	9:28:17.037
2	2:03.059	+10.515	9:30:20.096
3	1:57.347	+4.803	9:32:17.443
4	1:58.223	+5.679	9:34:15.666
5	1:55.874	+3.330	9:36:11.540
6	1:55.042	+2.498	9:38:06.582
7	1:54.788	+2.244	9:40:01.370
8	1:53.593	+1.049	9:41:54.963
9	1:52.854	+0.310	9:43:47.817
10	1:52.544		9:45:40.361

Lap	Lap Tm	Diff	Time of Day
(21) Jason HENNEFER			
1	2:16.772	+24.160	9:28:18.723
2	2:00.034	+7.422	9:30:18.757
3	1:56.951	+4.339	9:32:15.708
4	2:02.784	+10.172	9:34:18.492
5	1:55.651	+3.039	9:36:14.143
6	1:54.591	+1.979	9:38:08.734
7	1:54.833	+2.221	9:40:03.567
8	1:53.483	+0.871	9:41:57.050
9	1:53.606	+0.994	9:43:50.656
10	1:52.612		9:45:43.268

Lap	Lap Tm	Diff	Time of Day
(14) Tony RUDD			
1	2:13.392	+20.082	9:28:28.288
2	2:02.547	+9.237	9:30:30.835
3	1:59.423	+6.113	9:32:30.258
4	1:58.522	+5.212	9:34:28.780
5	1:57.145	+3.835	9:36:25.925

Lap	Lap Tm	Diff	Time of Day
6	1:56.732	+3.422	9:38:22.657
7	1:55.405	+2.095	9:40:18.062
8	1:54.722	+1.412	9:42:12.784
9	1:54.106	+0.796	9:44:06.890
10	1:53.310		9:46:00.200

Lap	Lap Tm	Diff	Time of Day
(62) Lee BOWMAN			
1	2:15.782	+21.940	9:28:15.102
2	1:58.928	+5.086	9:30:14.030
3	1:56.662	+2.820	9:32:10.692
4	1:56.047	+2.205	9:34:06.739
5	1:55.832	+1.990	9:36:02.571
6	1:53.842		9:37:56.413
7	1:55.295	+1.453	9:39:51.708
8	2:02.597	+8.755	9:41:54.305
9	2:00.409	+6.567	9:43:54.714
10	1:57.222	+3.380	9:45:51.936

Lap	Lap Tm	Diff	Time of Day
(13) Christopher NYLAN			
1	2:22.221	+26.349	9:28:20.432
2	2:00.629	+4.757	9:30:21.061
3	1:58.442	+2.570	9:32:19.503
4	1:57.578	+1.706	9:34:17.081
5	1:55.872		9:36:12.953
6	1:57.175	+1.303	9:38:10.128
7	3:55.850	+1:59.978	9:42:05.979
8	2:06.745	+10.873	9:44:12.724
9	2:00.791	+4.919	9:46:13.515

Lap	Lap Tm	Diff	Time of Day
(63) Terry KELLAHER			
1	2:13.661	+15.813	9:40:54.770
2	1:58.236	+0.388	9:42:53.006
3	1:57.848		9:44:50.854
4	1:58.999	+1.151	9:46:49.853

POLE POSITION

1	1 69 Mark ROBINSON 1:46.883
2	3 3 Peter LANCASTER 1:48.666
3	5 1 John-Ifan JONES 1:49.146
4	7 18 Michael HEATH 1:50.994
5	9 77 Chris FLYNN 1:52.544
6	11 14 Tony RUDD 1:53.310
7	13 13 Christopher NYLAN 1:55.872

2 68 Simon ROBINSON 1:46.888
4 79 Simon SHERIDAN 1:48.865
6 66 Steve POOLE 1:49.456
8 22 Danny LEIGH 1:51.134
10 21 Jason HENNEFER 1:52.612
12 62 Lee BOWMAN 1:53.842
14 63 Terry KELLAHER 1:57.848

Design911.com Porsche Championship

Cadwell Park 2.173 Miles

Practice 3

04/06/2011 10:00

Practice (20:00 Time) started at 9:51:59

Pos	No.	Name	Make/Model	CC	Class	C	Laps	Best Tm	Diff n Lap	Best Spd	2nd Best
1	1	David CLARK	Porsche Boxster	3200	PB		6	1:39.939		78.276	1:40.763
2	21	Richard SYKES	Porsche Boxster	3200	PB		9	1:40.479	0.540	77.855	1:41.322
3	16	Gerry TAYLOR	Porsche Boxster	3200	PB		9	1:40.758	0.819	77.639	1:41.202
4	31	John BEARMAN	Porsche Boxster	3200	PB		8	1:42.007	2.068	76.689	1:42.081
5	87	David BEARMAN	Porsche Boxster	3200	PB		10	1:42.045	2.106	76.660	1:42.688
6	99	Richard STYRIN	Porsche Boxster	3200	PB		1	1:42.603	2.664	76.243	
7	77	Steven BOYLES	Porsche Boxster	3200	PB		11	1:44.107	4.168	75.142	1:44.451
8	40	Arjo GHOSH	Porsche Boxster	3200	PB		11	1:44.360	4.421	74.960	1:44.925
9	5	Adam CROFT	Porsche 924	2000	924		10	1:47.831	7.892	72.547	1:48.475
10	18	Alfred PIESINGER	Porsche 924	2000	924		10	1:47.896	7.957	72.503	1:47.958
11	7	Alistair KIRKHAM	Porsche 924	2000	924		11	1:48.398	8.459	72.167	1:48.547
12	74	Guillaume GRUCHET	Porsche Boxster	3200	PB		8	1:48.959	9.020	71.796	1:49.100
13	22	Andrew HANNINGTON	Porsche 924	2000	924		10	1:49.667	9.728	71.332	1:50.801
14	11	Sean SIDDALL	Porsche 924	2000	924		10	1:50.893	10.954	70.544	1:51.438
15	10	Marc MacKENZIE	Porsche 924	2000	924		10	1:53.019	13.080	69.217	1:53.172
16	2	Mark MARSHALL	Porsche 924	2000	924		2	2:01.334	21.395	64.473	11:19.443
17	3	Jayson FLEGG	Porsche 924	2000	924		2	2:03.025	23.086	63.587	11:14.374
18	49	Martin HALL	Porsche 924	2000	924		2	2:03.534	23.595	63.325	11:13.655

Announcements

Car No's 21 & 74 - No working transponders - Please fix before racing.

Clerk of the Course

Orbits 4

Sig.

Time

www.amb-it.com

Chief Timekeeper - Ian Sharp (SMART)

www.mylaps.com

Results on www.mylaps.com & www.smart-timing.co.uk

Licensed to: SMART

Lap	Lap Tm	Diff	Time of Day
(1) David CLARK			
1	1:42.351	+2.412	9:54:03.762
2	1:41.122	+1.183	9:55:44.884
3	13:41.834	+12:01.895	10:09:26.718
4	1:39.939		10:11:06.657
5	1:40.763	+0.824	10:12:47.420
6	7:24.823	+5:44.884	10:20:12.244

Lap	Lap Tm	Diff	Time of Day
(21) Richard SYKES			
1	1:41.973	+1.494	9:54:06.896
2	1:40.479		9:55:47.375
3	13:57.311	+12:16.832	10:09:44.686
4	2:57.142	+1:16.663	10:12:41.829
5	1:46.019	+5.540	10:14:27.848
6	1:41.998	+1.519	10:16:09.846
7	1:42.841	+2.362	10:17:52.687
8	1:41.322	+0.843	10:19:34.009
9	1:42.585	+2.106	10:21:16.595

Lap	Lap Tm	Diff	Time of Day
(16) Gerry TAYLOR			
1	1:42.898	+2.140	9:54:05.015
2	1:40.758		9:55:45.773
3	13:41.932	+12:01.174	10:09:27.705
4	1:41.202	+0.444	10:11:08.907
5	1:42.375	+1.617	10:12:51.282
6	1:41.203	+0.445	10:14:32.485
7	1:41.802	+1.044	10:16:14.287
8	1:42.417	+1.659	10:17:56.704
9	1:42.229	+1.471	10:19:38.933

Lap	Lap Tm	Diff	Time of Day
(31) John BEARMAN			
1	1:42.007		9:54:08.842
2	1:46.636	+4.629	9:55:55.478
3	13:36.238	+11:54.231	10:09:31.716
4	1:43.939	+1.932	10:11:15.655
5	1:42.081	+0.074	10:12:57.736
6	1:43.273	+1.266	10:14:41.009
7	1:42.720	+0.713	10:16:23.729
8	3:58.560	+2:16.553	10:20:22.290

Lap	Lap Tm	Diff	Time of Day
(87) David BEARMAN			
1	1:42.045		9:54:07.518
2	1:42.688	+0.643	9:55:50.206
3	13:38.175	+11:56.130	10:09:28.381
4	1:44.496	+2.451	10:11:12.877
5	1:44.416	+2.371	10:12:57.293
6	1:54.086	+12.041	10:14:51.379
7	1:45.351	+3.306	10:16:36.730
8	1:44.846	+2.801	10:18:21.576
9	1:42.709	+0.664	10:20:04.285
10	1:42.912	+0.867	10:21:47.197

Lap	Lap Tm	Diff	Time of Day
(99) Richard STYRIN			
1	1:42.603		9:54:12.615

Lap	Lap Tm	Diff	Time of Day
(77) Steven BOYLES			
1	1:59.675	+15.568	9:54:32.075
2	1:47.045	+2.938	9:56:19.120
3	10:30.144	+8:46.037	10:06:49.264
4	2:42.092	+57.985	10:09:31.356

Lap	Lap Tm	Diff	Time of Day
5	1:49.891	+5.784	10:11:21.247
6	1:47.512	+3.405	10:13:08.759
7	1:50.698	+6.591	10:14:59.457
8	1:45.255	+1.148	10:16:44.712
9	1:44.451	+0.344	10:18:29.163
10	1:44.650	+0.543	10:20:13.813
11	1:44.107		10:21:57.920

Lap	Lap Tm	Diff	Time of Day
(40) Arjo GHOSH			
1	1:53.423	+9.063	9:54:23.491
2	1:49.342	+4.982	9:56:12.833
3	10:35.676	+8:51.316	10:06:48.509
4	2:41.770	+57.410	10:09:30.279
5	1:50.111	+5.751	10:11:20.390
6	1:47.082	+2.722	10:13:07.472
7	1:45.948	+1.588	10:14:53.420
8	1:45.189	+0.829	10:16:38.609
9	1:45.080	+0.720	10:18:23.689
10	1:44.925	+0.565	10:20:08.614
11	1:44.360		10:21:52.974

Lap	Lap Tm	Diff	Time of Day
(5) Adam CROFT			
1	1:57.856	+10.025	9:54:42.437
2	11:14.391	+9:26.560	10:07:59.265
3	1:56.126	+8.295	10:09:55.391
4	1:52.381	+4.550	10:11:47.772
5	1:51.967	+4.136	10:13:39.739
6	1:50.622	+2.791	10:15:30.361
7	1:49.360	+1.529	10:17:19.721
8	1:48.475	+0.644	10:19:08.196
9	1:50.899	+3.068	10:20:59.095
10	1:47.831		10:22:46.926

Lap	Lap Tm	Diff	Time of Day
(18) Alfred PIESINGER			
1	2:02.104	+14.208	9:54:48.117
2	10:54.215	+9:06.319	10:08:09.540
3	1:50.789	+2.893	10:10:00.329
4	1:47.958	+0.062	10:11:48.287
5	1:48.201	+0.305	10:13:36.488
6	1:48.681	+0.785	10:15:25.169
7	1:50.008	+2.112	10:17:15.177
8	1:49.661	+1.765	10:19:04.838
9	1:47.896		10:20:52.734
10	1:48.516	+0.620	10:22:41.250

Lap	Lap Tm	Diff	Time of Day
(7) Alistair KIRKHAM			
1	1:54.291	+5.893	9:54:53.569
2	11:09.814	+9:21.416	10:06:03.383
3	1:58.251	+9.853	10:08:01.634
4	1:53.054	+4.656	10:09:54.688
5	1:48.581	+0.183	10:11:43.269
6	1:48.547	+0.149	10:13:31.816
7	1:48.398		10:15:20.214
8	2:10.885	+22.487	10:17:31.099
9	1:48.839	+0.441	10:19:19.938
10	1:48.714	+0.316	10:21:08.652
11	1:50.537	+2.139	10:22:59.189

Lap	Lap Tm	Diff	Time of Day
(74) Guillaume GRUCHET			
1	1:58.250	+9.291	9:54:35.919
2	14:57.850	+13:08.891	10:09:33.769

Lap	Lap Tm	Diff	Time of Day
3	1:50.205	+1.246	10:11:23.974
4	1:50.188	+1.229	10:13:14.162
5	1:51.511	+2.552	10:15:05.673
6	1:51.143	+2.184	10:16:56.816
7	1:49.100	+0.141	10:18:45.916
8	1:48.959		10:20:34.875

Lap	Lap Tm	Diff	Time of Day
(22) Andrew HANNINGTON			
1	2:03.140	+13.473	9:54:45.690
2	11:13.205	+9:23.538	10:05:58.895
3	2:00.801	+11.134	10:07:59.696
4	1:52.594	+2.927	10:09:52.290
5	1:50.801	+1.134	10:11:43.091
6	1:50.859	+1.192	10:13:33.950
7	1:51.021	+1.354	10:15:24.971
8	1:52.294	+2.627	10:17:17.265
9	1:49.667		10:19:06.932
10	1:53.636	+3.969	10:21:00.568

Lap	Lap Tm	Diff	Time of Day
(11) Sean SIDDALL			
1	2:06.647	+15.754	9:54:56.084
2	11:08.963	+9:18.070	10:06:05.047
3	2:00.864	+9.971	10:08:05.911
4	1:54.197	+3.304	10:10:00.108
5	1:54.169	+3.276	10:11:54.277
6	1:55.354	+4.461	10:13:49.631
7	1:52.560	+1.667	10:15:42.191
8	1:52.223	+1.330	10:17:34.414
9	1:50.893		10:19:25.307
10	1:51.438	+0.545	10:21:16.745

Lap	Lap Tm	Diff	Time of Day
(10) Marc MacKENZIE			
1	2:04.661	+11.642	9:54:49.506
2	11:21.894	+9:28.875	10:06:11.400
3	2:05.560	+12.541	10:08:16.960
4	1:57.917	+4.898	10:10:14.877
5	1:57.069	+4.050	10:12:11.946
6	1:53.172	+0.153	10:14:05.118
7	1:57.975	+4.956	10:16:03.093
8	1:56.116	+3.097	10:17:59.209
9	1:53.474	+0.455	10:19:52.683
10	1:53.019		10:21:45.702

Lap	Lap Tm	Diff	Time of Day
(2) Mark MARSHALL			
1	2:01.334		9:54:50.087
2	11:19.443	+9:18.109	10:06:09.530

Lap	Lap Tm	Diff	Time of Day
(3) Jayson FLEGG			
1	2:03.025		9:54:52.063
2	11:14.374	+9:11.349	10:06:06.437

Lap	Lap Tm	Diff	Time of Day
(49) Martin HALL			
1	2:03.534		9:55:00.582
2	11:13.655	+9:10.121	10:06:14.237

POLE POSITION

Rank	Driver	Time	Rank	Driver	Time
1	1 David CLARK	1:39.939	2	21 Richard SYKES	1:40.479
2	16 Gerry TAYLOR	1:40.758	4	31 John BEARMAN	1:42.007
3	87 David BEARMAN	1:42.045	6	99 Richard STYRIN	1:42.603
4	77 Steven BOYLES	1:44.107	8	40 Arjo GHOSH	1:44.360
5	74 Guillaume GRUCHET	1:48.959	10		
6			12		
7			14		
8	5 Adam CROFT	1:47.831	16	18 Alfred PIESINGER	1:47.896
9	7 Alistair KIRKHAM	1:48.398	18	22 Andrew HANNINGTON	1:49.667
10	11 Sean SIDDALL	1:50.893	20	10 Marc MacKENZIE	1:53.019

11

21

2 Mark MARSHALL
2:01.334

22

3 Jayson FLEGG
2:03.025

12

23

49 Martin HALL
2:03.534

Scottish Mini Cooper Championship

Cadwell Park 2.173 Miles

Practice 4

04/06/2011 10:30

Practice (20:00 Time) started at 10:35:39

Pos	No.	Name	Make/Model	CC	Class	C Laps	Best Tm	Diff n Lap	Best Spd	2nd Best
1	3	David SLEIGH	Mini Cooper	1600	SM	9	1:47.648		72.670	1:47.707
2	7	Vic COVEY Jnr	Mini Cooper	1600	SM	9	1:47.793	0.145	72.572	1:47.876
3	22	Chris SMILEY	Mini Cooper	1600	SM	9	1:48.277	0.629	72.248	1:48.352
4	4	Tim SLEIGH	Mini Cooper	1600	SMN	9	1:48.351	0.703	72.199	1:48.882
5	20	Kyle REID	Mini Cooper	1600	SMN	9	1:49.098	1.450	71.704	1:49.232
6	6	Kenny McLEOD	Mini Cooper	1600	SMN	9	1:49.353	1.705	71.537	1:49.472
7	14	Alan WAUGH	Mini Cooper	1600	SM	8	1:49.987	2.339	71.125	1:50.086
8	8	Hamish BRANDON	Mini Cooper	1600	SM	8	1:50.522	2.874	70.780	1:50.577
9	17	Fiona WALLACE	Mini Cooper	1600	SM	9	1:52.915	5.267	69.280	1:53.343
10	2	Michael FALCONER	Mini Cooper	1600	SMN	8	1:53.579	5.931	68.875	1:53.792
11	25	Emma Louise BRUCE	Mini Cooper	1600	SMN	8	1:57.710	10.062	66.458	1:57.916
12	21	Elaine MARSHALL	Mini Cooper	1600	SMN	8	2:00.898	13.250	64.706	2:01.039

Lap	Lap Tm	Diff	Time of Day
(3) David SLEIGH			
1	1:53.853	+6.205	10:39:07.904
2	1:47.707	+0.059	10:40:55.611
3	1:48.493	+0.845	10:42:44.104
4	1:53.305	+5.657	10:44:37.409
5	1:48.784	+1.136	10:46:26.193
6	1:56.356	+8.708	10:48:22.549
7	1:47.648		10:50:10.197
8	1:50.055	+2.407	10:52:00.252
9	1:50.965	+3.317	10:53:51.217

Lap	Lap Tm	Diff	Time of Day
(7) Vic COVEY Jnr			
1	1:57.019	+9.226	10:38:08.867
2	1:48.313	+0.520	10:39:57.180
3	1:49.908	+2.115	10:41:47.088
4	1:47.876	+0.083	10:43:34.964
5	1:51.159	+3.366	10:45:26.123
6	2:08.102	+20.309	10:47:34.225
7	2:09.540	+21.747	10:49:43.765
8	1:50.600	+2.807	10:51:34.365
9	1:47.793		10:53:22.158

Lap	Lap Tm	Diff	Time of Day
(22) Chris SMILEY			
1	1:55.808	+7.531	10:38:09.185
2	1:48.277		10:39:57.462
3	1:48.566	+0.289	10:41:46.028
4	1:48.430	+0.153	10:43:34.458
5	1:48.767	+0.490	10:45:23.225
6	2:07.263	+18.986	10:47:30.488
7	2:05.643	+17.366	10:49:36.131
8	1:48.352	+0.075	10:51:24.483
9	1:53.049	+4.772	10:53:17.532

Lap	Lap Tm	Diff	Time of Day
(4) Tim SLEIGH			
1	1:54.044	+5.693	10:39:08.648
2	1:50.106	+1.755	10:40:58.754
3	1:49.236	+0.885	10:42:47.990
4	1:48.967	+0.616	10:44:36.957
5	1:50.502	+2.151	10:46:27.459
6	1:55.773	+7.422	10:48:23.232
7	1:48.882	+0.531	10:50:12.114
8	1:49.161	+0.810	10:52:01.275
9	1:48.351		10:53:49.626

Lap	Lap Tm	Diff	Time of Day
(20) Kyle REID			
1	1:58.582	+9.484	10:38:11.565
2	1:50.504	+1.406	10:40:02.069
3	1:49.787	+0.689	10:41:51.856
4	1:49.528	+0.430	10:43:41.384
5	1:49.098		10:45:30.482
6	1:52.532	+3.434	10:47:23.014
7	1:49.293	+0.195	10:49:12.307
8	1:49.232	+0.134	10:51:01.539
9	2:16.120	+27.022	10:53:17.659

Lap	Lap Tm	Diff	Time of Day
(6) Kenny McLEOD			
1	2:01.731	+12.378	10:38:10.186
2	1:49.353		10:39:59.539
3	1:49.930	+0.577	10:41:49.469
4	1:49.530	+0.177	10:43:38.999

Lap	Lap Tm	Diff	Time of Day
5	1:49.472	+0.119	10:45:28.471
6	2:06.583	+17.230	10:47:35.054
7	1:50.652	+1.299	10:49:25.706
8	1:49.646	+0.293	10:51:15.352
9	1:59.466	+10.113	10:53:14.818

Lap	Lap Tm	Diff	Time of Day
(14) Alan WAUGH			
1	1:55.399	+5.412	10:38:13.552
2	1:50.086	+0.099	10:40:03.638
3	1:50.732	+0.745	10:41:54.370
4	1:49.987		10:43:44.357
5	1:52.380	+2.393	10:45:36.737
6	1:51.315	+1.328	10:47:28.052
7	1:50.642	+0.655	10:49:18.694
8	1:52.920	+2.933	10:51:11.614

Lap	Lap Tm	Diff	Time of Day
(8) Hamish BRANDON			
1	1:56.591	+6.069	10:38:12.501
2	1:50.577	+0.055	10:40:03.078
3	1:52.128	+1.606	10:41:55.206
4	1:50.522		10:43:45.728
5	1:51.469	+0.947	10:45:37.197
6	1:52.582	+2.060	10:47:29.779
7	1:51.691	+1.169	10:49:21.470
8	1:51.976	+1.454	10:51:13.446

Lap	Lap Tm	Diff	Time of Day
(17) Fiona WALLACE			
1	2:06.389	+13.474	10:38:29.047
2	1:56.939	+4.024	10:40:25.986
3	1:55.990	+3.075	10:42:21.976
4	1:55.165	+2.250	10:44:17.141
5	1:54.448	+1.533	10:46:11.589
6	1:53.763	+0.848	10:48:05.352
7	1:53.343	+0.428	10:49:58.695
8	1:52.915		10:51:51.610
9	1:55.540	+2.625	10:53:47.150

Lap	Lap Tm	Diff	Time of Day
(2) Michael FALCONER			
1	2:07.791	+14.212	10:39:26.504
2	1:56.080	+2.501	10:41:22.584
3	1:53.579		10:43:16.163
4	1:55.329	+1.750	10:45:11.492
5	1:59.403	+5.824	10:47:10.895
6	1:54.889	+1.310	10:49:05.784
7	1:53.792	+0.213	10:50:59.576
8	1:55.434	+1.855	10:52:55.010

Lap	Lap Tm	Diff	Time of Day
(25) Emma Louise BRUCE			
1	2:14.377	+16.667	10:38:41.604
2	1:58.615	+0.905	10:40:40.219
3	1:57.916	+0.206	10:42:38.135
4	1:58.396	+0.686	10:44:36.531
5	1:59.984	+2.274	10:46:36.515
6	1:58.514	+0.804	10:48:35.029
7	1:58.391	+0.681	10:50:33.420
8	1:57.710		10:52:31.130

Lap	Lap Tm	Diff	Time of Day
(21) Elaine MARSHALL			
1	2:14.730	+13.832	10:38:59.113
2	2:04.878	+3.980	10:41:03.991
3	2:02.892	+1.994	10:43:06.883

POLE POSITION

1	1 3 David SLEIGH 1:47.648
2	3 22 Chris SMILEY 1:48.277
3	5 20 Kyle REID 1:49.098
4	7 14 Alan WAUGH 1:49.987
5	9 17 Fiona WALLACE 1:52.915
6	11 25 Emma Louise BRUCE 1:57.710

2 7 Vic COVEY Jnr 1:47.793
4 4 Tim SLEIGH 1:48.351
6 6 Kenny McLEOD 1:49.353
8 8 Hamish BRANDON 1:50.522
10 2 Michael FALCONER 1:53.579
12 21 Elaine MARSHALL 2:00.898

BRSCC Formula Jedi Championship

Cadwell Park 2.173 Miles

Practice 5

04/06/2011 11:05

Practice started at 11:01:00

Pos	No.	Name	Make/Model	CC	Class C	Laps	Best Tm	Diff n Lap	Best Spd	2nd Best
1	6	Scott STEVENS	Jedi Mk6	1000		10	1:23.487	10	93.701	1:23.586
2	66	James FLETCHER	Jedi Mk6	1000		11	1:23.600	0.113 11	93.574	1:23.684
3	42	Paul BUTCHER	Jedi Mk6	1000		10	1:23.748	0.261 9	93.409	1:24.725
4	55	Daniel COOK	Jedi Mk6	1000		7	1:24.157	0.670 7	92.955	1:24.820
5	5	Barry ARMSTRONG	Jedi Mk6	1000		13	1:24.620	1.133 9	92.446	1:24.782
6	16	Dan CLOWES	Jedi Mk6	1000		11	1:25.146	1.659 8	91.875	1:25.462
7	41	Mark GELLATLY	Jedi Mk6	1000		10	1:25.411	1.924 7	91.590	1:25.584
8	38	Andrew WARD	Jedi Mk6	1000		11	1:25.530	2.043 10	91.463	1:26.199
9	17	Martin BOAKES	Jedi Mk6	1000		12	1:25.546	2.059 11	91.446	1:25.807
10	82	Nathan WRIGHT	Jedi Mk6	1000		12	1:25.845	2.358 8	91.127	1:26.069
11	14	Adam WALKER	Jedi Mk6	1000		12	1:27.456	3.969 10	89.448	1:27.533
12	28	Matthew BETT	Jedi Mk6	1000		3	1:27.840	4.353 3	89.057	1:31.392
13	99	Michael WATTON	Jedi Mk6	1000		11	1:30.353	6.866 11	86.580	1:30.672
14	25	Ian BLUNT	Jedi Mk6	1000		5	1:43.679	20.192 2	75.452	1:44.219
15	4	Richard MITCHAM	Jedi Mk6	1000				0	-	

Clerk of the Course

Orbits 4

Sig.

Time

www.amb-it.com

Chief Timekeeper - Ian Sharp (SMART)

www.mylaps.com

Results on www.mylaps.com & www.smart-timing.co.uk

Licensed to: SMART

BRSCC Club Race Meeting

BRSCC Formula Jedi Championship

Cadwell Park 2.173 Miles

Practice 5

04/06/2011 11:05

Practice started at 11:01:00

Lap	Lap Tm	Diff	Time of Day
(6) Scott STEVENS			
1	1:51.888	+28.401	11:03:54.429
2	1:32.910	+9.423	11:05:27.339
3	1:25.904	+2.417	11:06:53.243
4	1:24.326	+0.839	11:08:17.569
5	1:23.586	+0.099	11:09:41.155
6	4:11.123	+2:47.636	11:13:52.279
7	1:31.255	+7.768	11:15:23.534
8	1:24.162	+0.675	11:16:47.696
9	1:24.756	+1.269	11:18:12.452
10	1:23.487		11:19:35.939

Lap	Lap Tm	Diff	Time of Day
(66) James FLETCHER			
1	1:31.850	+8.250	11:03:16.033
2	1:25.210	+1.610	11:04:41.243
3	1:24.561	+0.961	11:06:05.804
4	1:24.120	+0.520	11:07:29.924
5	1:24.695	+1.095	11:08:54.619
6	1:23.921	+0.321	11:10:18.540
7	1:25.554	+1.954	11:11:44.094
8	1:24.029	+0.429	11:13:08.123
9	1:23.684	+0.084	11:14:31.807
10	1:25.494	+1.894	11:15:57.301
11	1:23.600		11:17:20.901

Lap	Lap Tm	Diff	Time of Day
(42) Paul BUTCHER			
1	1:34.034	+10.286	11:02:57.874
2	1:25.640	+1.892	11:04:23.514
3	1:24.840	+1.092	11:05:48.354
4	3:58.536	+2:34.788	11:09:46.891
5	1:29.738	+5.990	11:11:16.629
6	1:25.929	+2.181	11:12:42.558
7	1:24.726	+0.978	11:14:07.284
8	1:25.145	+1.397	11:15:32.429
9	1:23.748		11:16:56.177
10	1:24.725	+0.977	11:18:20.902

Lap	Lap Tm	Diff	Time of Day
(55) Daniel COOK			
1	1:31.195	+7.038	11:02:55.246
2	1:26.097	+1.940	11:04:21.343
3	1:25.113	+0.956	11:05:46.456
4	1:25.694	+1.537	11:07:12.150
5	1:26.899	+2.742	11:08:39.049
6	1:24.820	+0.663	11:10:03.869
7	1:24.157		11:11:28.026

Lap	Lap Tm	Diff	Time of Day
(5) Barry ARMSTRONG			
1	1:32.354	+7.734	11:03:03.428
2	1:26.766	+2.146	11:04:30.194
3	1:25.706	+1.086	11:05:55.900
4	1:26.705	+2.085	11:07:22.605
5	1:25.737	+1.117	11:08:48.342
6	1:28.818	+4.198	11:10:17.160
7	1:28.561	+3.941	11:11:45.721
8	1:25.134	+0.514	11:13:10.855
9	1:24.620		11:14:35.475
10	1:26.752	+2.132	11:16:02.227
11	1:24.782	+0.162	11:17:27.009
12	1:25.017	+0.397	11:18:52.026
13	1:26.471	+1.851	11:20:18.497

Lap	Lap Tm	Diff	Time of Day
(16) Dan CLOWES			
1	1:37.030	+11.884	11:03:25.179
2	1:27.465	+2.319	11:04:52.644
3	1:25.764	+0.618	11:06:18.408
4	1:26.338	+1.192	11:07:44.746
5	1:52.119	+26.973	11:09:36.865
6	1:27.622	+2.476	11:11:04.487
7	1:25.464	+0.318	11:12:29.951
8	1:25.146		11:13:55.097
9	1:30.532	+5.386	11:15:25.629
10	1:29.559	+4.413	11:16:55.188
11	1:25.462	+0.316	11:18:20.650

Lap	Lap Tm	Diff	Time of Day
(41) Mark GELLATLY			
1	1:37.173	+11.762	11:03:17.261
2	1:27.588	+2.177	11:04:44.849
3	2:53.547	+1:28.136	11:07:38.397
4	1:30.551	+5.140	11:09:08.948
5	1:25.584	+0.173	11:10:34.532
6	1:25.994	+0.583	11:12:00.526
7	1:25.411		11:13:25.937
8	3:40.901	+2:15.490	11:17:06.839
9	1:32.582	+7.171	11:18:39.421
10	1:26.676	+1.265	11:20:06.097

Lap	Lap Tm	Diff	Time of Day
(38) Andrew WARD			
1	1:40.601	+15.071	11:03:07.466
2	1:30.671	+5.141	11:04:38.137
3	1:27.879	+2.349	11:06:06.016
4	1:27.289	+1.759	11:07:33.305
5	1:26.199	+0.669	11:08:59.504
6	1:28.551	+3.021	11:10:28.055
7	3:52.974	+2:27.444	11:14:21.030
8	1:36.664	+11.134	11:15:57.694
9	1:27.365	+1.835	11:17:25.059
10	1:25.530		11:18:50.589
11	1:28.995	+3.465	11:20:19.584

Lap	Lap Tm	Diff	Time of Day
(17) Martin BOAKES			
1	1:46.234	+20.688	11:04:01.850
2	1:29.956	+4.410	11:05:31.806
3	1:27.301	+1.755	11:06:59.107
4	1:27.942	+2.396	11:08:27.049
5	1:25.816	+0.270	11:09:52.865
6	1:26.203	+0.657	11:11:19.068
7	1:25.807	+0.261	11:12:44.875
8	1:26.086	+0.540	11:14:10.961
9	1:31.330	+5.784	11:15:42.291
10	1:25.975	+0.429	11:17:08.266
11	1:25.546		11:18:33.812
12	1:26.836	+1.290	11:20:00.648

Lap	Lap Tm	Diff	Time of Day
(82) Nathan WRIGHT			
1	1:34.708	+8.863	11:03:27.287
2	1:27.456	+1.611	11:04:54.743
3	1:27.029	+1.184	11:06:21.772
4	1:26.927	+1.082	11:07:48.699
5	2:25.210	+59.365	11:10:13.910
6	1:32.823	+6.978	11:11:46.733
7	1:26.173	+0.328	11:13:12.906

Lap	Lap Tm	Diff	Time of Day
8	1:25.845		11:14:38.751
9	1:31.548	+5.703	11:16:10.299
10	1:26.109	+0.264	11:17:36.408
11	1:26.069	+0.224	11:19:02.477
12	1:29.201	+3.356	11:20:31.678

Lap	Lap Tm	Diff	Time of Day
(14) Adam WALKER			
1	1:45.108	+17.652	11:03:42.037
2	1:33.777	+6.321	11:05:15.814
3	1:33.925	+6.469	11:06:49.739
4	1:30.295	+2.839	11:08:20.034
5	1:28.278	+0.822	11:09:48.312
6	1:27.947	+0.491	11:11:16.259
7	1:30.798	+3.342	11:12:47.057
8	1:27.533	+0.077	11:14:14.590
9	1:30.268	+2.812	11:15:44.858
10	1:27.456		11:17:12.314
11	1:28.080	+0.624	11:18:40.394
12	1:29.026	+1.570	11:20:09.420

Lap	Lap Tm	Diff	Time of Day
(28) Matthew BETT			
1	1:41.356	+13.516	11:03:16.861
2	1:31.392	+3.552	11:04:48.253
3	1:27.840		11:06:16.093

Lap	Lap Tm	Diff	Time of Day
(99) Michael WATTON			
1	1:55.905	+25.552	11:04:00.794
2	1:44.111	+13.758	11:05:44.905
3	1:37.832	+7.479	11:07:22.737
4	1:36.493	+6.140	11:08:59.230
5	1:35.251	+4.898	11:10:34.481
6	1:32.095	+1.742	11:12:06.576
7	1:32.739	+2.386	11:13:39.315
8	1:35.527	+5.174	11:15:14.842
9	1:30.672	+0.319	11:16:45.514
10	1:31.988	+1.635	11:18:17.502
11	1:30.353		11:19:47.855

Lap	Lap Tm	Diff	Time of Day
(25) Ian BLUNT			
1	1:55.175	+11.496	11:03:28.189
2	1:43.679		11:05:11.868
3	1:45.549	+1.870	11:06:57.417
4	1:44.219	+0.540	11:08:41.636
5	1:47.749	+4.070	11:10:29.385

Clerk of the Course

Orbits 4

Sig. Time
 Chief Timekeeper - Ian Sharp (SMART)
 Results on www.mylaps.com & www.smart-timing.co.uk

www.amb-it.com
www.mylaps.com
 Licensed to: SMART

BRSCC Club Race Meeting

BRSCC Formula Jedi Championship

Cadwell Park 2.173 Miles

Race 6 - First Race

04/06/2011 16:00

Race

POLE POSITION

1	1 6 Scott STEVENS 1:23.487
2	3 42 Paul BUTCHER 1:23.748
3	5 5 Barry ARMSTRONG 1:24.620
4	7 41 Mark GELLATLY 1:25.411
5	9 17 Martin BOAKES 1:25.546
6	11 14 Adam WALKER 1:27.456
7	13 99 Michael WATTON 1:30.353
8	15 4 Richard MITCHAM

2 66 James FLETCHER 1:23.600
4 55 Daniel COOK 1:24.157
6 16 Dan CLOWES 1:25.146
8 38 Andrew WARD 1:25.530
10 82 Nathan WRIGHT 1:25.845
12 28 Matthew BETT 1:27.840
14 25 Ian BLUNT 1:43.679

Clerk of the Course

Orbits 4

Sig. Time
Chief Timekeeper - Ian Sharp (SMART)
Results on www.mylaps.com & www.smart-timing.co.uk

www.amb-it.com
www.mylaps.com
Licensed to: SMART

Scottish Classic Sports & Saloon Champio

Cadwell Park 2.173 Miles

Practice 6

04/06/2011 11:35

Practice (20:00 Time) started at 11:29:58

Pos	No.	Name	Make/Model	CC	Class	C	Laps	Best Tm	Diff n Lap	Best Spd	2nd Best
1	73	Andrew SMITH	Morgan + 8	3900	CD		11	1:43.465		75.608	1:43.477
2	1	John MARSHALL	Ford Escort	2000	CB		7	1:44.307	0.842	74.998	1:44.691
3	4	Stan BERNARD	Porsche 911	2994	CC		10	1:45.545	2.080	74.118	1:45.629
4	57	Roy SMITH	Ford Capri Pirana	4948	CD		6	1:47.134	3.669	73.019	1:47.309
5	29	Richard MERRELL	Alfa Giulia GT	1995	CB		11	1:47.831	4.366	72.547	1:48.339
6	49	Raymond BOYD	Porsche 911	2998	CC		4	1:48.030	4.565	72.413	1:48.352
7	55	Robert MARSHALL	Ford Escort RS	1993	CB		10	1:48.177	4.712	72.315	1:50.265
8	14	Tim REID	Marcos GT	1660	CB		10	1:49.498	6.033	71.442	1:50.585
9	70	Barry RIDDELL	Triumph TR8	3900	CD		10	1:49.813	6.348	71.237	1:50.531
10	21	Jimmy CROW	Ford Escort	2000	CB		11	1:50.404	6.939	70.856	1:51.745
11	17	Ian DALTRY	Alfasud TI	1490	CA		7	1:50.571	7.106	70.749	1:50.930
12	15	Donald LAIRD	Lotus Elan	1558	CB		11	1:50.802	7.337	70.602	1:51.144
13	45	Nic BOYES	Mini Cooper	1330	CA		9	1:51.012	7.547	70.468	1:51.469
14	46	Robin BENN	Ford Capri	3000	CC		10	1:51.933	8.468	69.888	1:52.383
15	47	Keiron BAILLIE	Ford Escort Mk1	1599	CB		10	1:52.169	8.704	69.741	1:52.397
16	2	Willy TOYE	Triumph TR8	3900	CD		10	1:53.234	9.769	69.085	1:53.808
17	11	Ian MORTON	MG Midget	1380	CA		10	1:55.103	11.638	67.963	1:55.490
18	68	Roger MOTHERWELL	Alfasud Sprint	1490	CA		7	1:55.273	11.808	67.863	1:57.534
19	41	Grant ALLAN	Porsche 911	2993	CC		10	1:55.901	12.436	67.496	1:56.631
20	28	Peter HOLDSWORTH	Austin Healey Sprite	1380	CA		8	2:09.441	25.976	60.435	2:12.188
21	43	Kenneth BREARLEY	AustinMini	1330	CA		9	2:12.354	28.889	59.105	2:13.924

Clerk of the Course

Orbits 4

Sig.

Time


www.amb-it.com

Chief Timekeeper - Ian Sharp (SMART)

www.mylaps.com

Results on www.mylaps.com & www.smart-timing.co.uk

Licensed to: SMART



Lap	Lap Tm	Diff	Time of Day
(73) Andrew SMITH			
1	1:54.396	+10.931	11:32:54.892
2	1:52.655	+9.190	11:34:47.547
3	1:46.338	+2.873	11:36:33.885
4	1:44.349	+0.884	11:38:18.234
5	1:44.911	+1.446	11:40:03.145
6	1:46.301	+2.836	11:41:49.446
7	1:44.548	+1.083	11:43:33.994
8	1:43.477	+0.012	11:45:17.471
9	1:43.465		11:47:00.936
10	1:46.761	+3.296	11:48:47.697
11	1:44.994	+1.529	11:50:32.691

Lap	Lap Tm	Diff	Time of Day
(1) John MARSHALL			
1	1:52.989	+8.682	11:32:58.829
2	1:49.139	+4.832	11:34:47.968
3	1:46.214	+1.907	11:36:34.182
4	1:44.691	+0.384	11:38:18.873
5	1:45.210	+0.903	11:40:04.083
6	1:46.493	+2.186	11:41:50.576
7	1:44.307		11:43:34.883

Lap	Lap Tm	Diff	Time of Day
(4) Stan BERNARD			
1	1:58.293	+12.748	11:34:37.741
2	1:48.092	+2.547	11:36:25.833
3	1:48.938	+3.393	11:38:14.771
4	1:47.711	+2.166	11:40:02.482
5	1:46.500	+0.955	11:41:48.982
6	1:48.272	+2.727	11:43:37.254
7	1:45.629	+0.084	11:45:22.883
8	1:45.545		11:47:08.428
9	1:46.588	+1.043	11:48:55.016
10	1:45.736	+0.191	11:50:40.752

Lap	Lap Tm	Diff	Time of Day
(57) Roy SMITH			
1	1:55.411	+8.277	11:32:33.022
2	1:48.443	+1.309	11:34:21.465
3	1:47.309	+0.175	11:36:08.774
4	1:51.512	+4.378	11:38:00.286
5	1:47.134		11:39:47.420
6	1:48.375	+1.241	11:41:35.795

Lap	Lap Tm	Diff	Time of Day
(29) Richard MERRELL			
1	1:58.559	+10.728	11:32:24.676
2	1:52.443	+4.612	11:34:17.119
3	1:51.568	+3.737	11:36:08.687
4	1:53.726	+5.895	11:38:02.413
5	1:51.329	+3.498	11:39:53.742
6	1:49.856	+2.025	11:41:43.598
7	1:49.230	+1.399	11:43:32.828
8	1:49.195	+1.364	11:45:22.023
9	1:52.716	+4.885	11:47:14.739
10	1:48.339	+0.508	11:49:03.078
11	1:47.831		11:50:50.909

Lap	Lap Tm	Diff	Time of Day
(49) Raymond BOYD			
1	1:53.979	+5.949	11:32:58.765
2	1:50.485	+2.455	11:34:49.250
3	1:48.030		11:36:37.280
4	1:48.352	+0.322	11:38:25.632

Lap	Lap Tm	Diff	Time of Day
(55) Robert MARSHALL			
1	2:00.027	+11.850	11:33:06.136
2	1:51.565	+3.388	11:34:57.701
3	1:53.186	+5.009	11:36:50.887
4	1:50.809	+2.632	11:38:41.696
5	1:51.765	+3.588	11:40:33.461
6	1:51.730	+3.553	11:42:25.191
7	1:50.909	+2.732	11:44:16.100
8	1:51.217	+3.040	11:46:07.317
9	1:50.265	+2.088	11:47:57.582
10	1:48.177		11:49:45.759

Lap	Lap Tm	Diff	Time of Day
(14) Tim REID			
1	2:02.017	+12.519	11:33:14.164
2	1:53.812	+4.314	11:35:07.976
3	1:51.711	+2.213	11:36:59.687
4	1:51.274	+1.776	11:38:50.961
5	1:51.766	+2.268	11:40:42.727
6	1:50.585	+1.087	11:42:33.312
7	1:49.498		11:44:22.810
8	1:53.655	+4.157	11:46:16.465
9	1:56.445	+6.947	11:48:12.910
10	1:56.750	+7.252	11:50:09.660

Lap	Lap Tm	Diff	Time of Day
(70) Barry RIDDELL			
1	2:09.684	+19.871	11:33:20.847
2	2:04.588	+14.775	11:35:25.435
3	1:57.396	+7.583	11:37:22.831
4	1:54.458	+4.645	11:39:17.289
5	1:59.492	+9.679	11:41:16.781
6	1:50.531	+0.718	11:43:07.312
7	1:59.013	+9.200	11:45:06.325
8	1:51.859	+2.046	11:46:58.184
9	1:57.814	+8.001	11:48:55.998
10	1:49.813		11:50:45.811

Lap	Lap Tm	Diff	Time of Day
(21) Jimmy CROW			
1	2:09.102	+18.698	11:32:48.709
2	1:55.364	+4.960	11:34:44.073
3	1:56.277	+5.873	11:36:40.350
4	1:56.765	+6.361	11:38:37.115
5	1:54.316	+3.912	11:40:31.431
6	1:53.483	+3.079	11:42:24.914
7	1:50.404		11:44:15.318
8	1:51.745	+1.341	11:46:07.063
9	1:53.202	+2.798	11:48:00.265
10	1:53.962	+3.558	11:49:54.227
11	1:58.452	+8.048	11:51:52.679

Lap	Lap Tm	Diff	Time of Day
(17) Ian DALTRY			
1	1:57.677	+7.106	11:32:32.612
2	1:52.415	+1.844	11:34:25.027
3	1:50.571		11:36:15.598
4	1:55.202	+4.631	11:38:10.800
5	1:51.185	+0.614	11:40:01.985
6	1:52.025	+1.454	11:41:54.010
7	1:50.930	+0.359	11:43:44.940

Lap	Lap Tm	Diff	Time of Day
(15) Donald LAIRD			
1	2:04.489	+13.687	11:32:54.267

Lap	Lap Tm	Diff	Time of Day
2	1:57.907	+7.105	11:34:52.174
3	1:53.090	+2.288	11:36:45.264
4	1:54.020	+3.218	11:38:39.284
5	1:54.353	+3.551	11:40:33.637
6	1:53.677	+2.875	11:42:27.314
7	1:51.144	+0.342	11:44:18.458
8	1:50.802		11:46:09.260
9	1:52.081	+1.279	11:48:01.341
10	1:51.205	+0.403	11:49:52.546
11	1:58.029	+7.227	11:51:50.575

Lap	Lap Tm	Diff	Time of Day
(45) Nic BOYES			
1	1:58.680	+7.668	11:32:27.585
2	1:53.942	+2.930	11:34:21.527
3	1:52.174	+1.162	11:36:13.701
4	1:55.013	+4.001	11:38:08.714
5	1:51.469	+0.457	11:40:00.183
6	1:53.118	+2.106	11:41:53.301
7	1:51.012		11:43:44.313
8	1:53.190	+2.178	11:45:37.503
9	1:52.868	+1.856	11:47:30.371

Lap	Lap Tm	Diff	Time of Day
(46) Robin BENN			
1	2:04.248	+12.315	11:32:50.936
2	1:56.967	+5.034	11:34:47.903
3	1:53.867	+1.934	11:36:41.770
4	1:53.471	+1.538	11:38:35.241
5	1:55.091	+3.158	11:40:30.332
6	1:52.419	+0.486	11:42:22.751
7	1:51.933		11:44:14.684
8	1:52.383	+0.450	11:46:07.067
9	1:55.867	+3.934	11:48:02.934
10	1:52.670	+0.737	11:49:55.604

Lap	Lap Tm	Diff	Time of Day
(47) Keiron BAILLIE			
1	2:09.117	+16.948	11:32:48.370
2	1:54.179	+2.010	11:34:42.549
3	1:53.896	+1.727	11:36:36.445
4	1:53.170	+1.001	11:38:29.615
5	1:54.966	+2.797	11:40:24.581
6	1:52.397	+0.228	11:42:16.978
7	1:56.199	+4.030	11:44:13.177
8	1:52.480	+0.311	11:46:05.657
9	1:52.169		11:47:57.826
10	2:02.386	+10.217	11:50:00.212

Lap	Lap Tm	Diff	Time of Day
(2) Willy TOYE			
1	2:09.227	+15.993	11:33:13.314
2	2:11.068	+17.834	11:35:24.382
3	1:56.357	+3.123	11:37:20.739
4	1:56.213	+2.979	11:39:16.952
5	1:55.133	+1.899	11:41:12.085
6	1:54.974	+1.740	11:43:07.059
7	1:56.957	+3.723	11:45:04.016
8	1:53.808	+0.574	11:46:57.824
9	1:53.234		11:48:51.058
10	1:55.910	+2.676	11:50:46.968

Lap	Lap Tm	Diff	Time of Day
(11) Ian MORTON			
1	2:11.464	+16.361	11:33:04.497
2	2:03.194	+8.091	11:35:07.691

BRSCC Club Race Meeting


Scottish Classic Sports & Saloon Champio

Cadwell Park 2.173 Miles

Practice 6

04/06/2011 11:35

Practice (20:00 Time) started at 11:29:58



Lap	Lap Tm	Diff	Time of Day
3	1:59.219	+4.116	11:37:06.910
4	1:57.072	+1.969	11:39:03.982
5	1:55.805	+0.702	11:40:59.787
6	1:55.103		11:42:54.890
7	1:56.467	+1.364	11:44:51.357
8	1:55.693	+0.590	11:46:47.050
9	1:55.490	+0.387	11:48:42.540
10	1:55.959	+0.856	11:50:38.499

(68) Roger MOTHERWELL

1	2:13.638	+18.365	11:32:48.733
2	2:05.990	+10.717	11:34:54.723
3	2:02.589	+7.316	11:36:57.312
4	1:57.673	+2.400	11:38:54.985
5	1:57.534	+2.261	11:40:52.519
6	1:58.888	+3.615	11:42:51.407
7	1:55.273		11:44:46.680

(41) Grant ALLAN

1	2:06.337	+10.436	11:32:57.549
2	1:58.236	+2.335	11:34:55.785
3	1:59.031	+3.130	11:36:54.816
4	1:55.901		11:38:50.717
5	1:59.429	+3.528	11:40:50.146
6	1:58.785	+2.884	11:42:48.931
7	1:57.256	+1.355	11:44:46.187
8	1:56.631	+0.730	11:46:42.818
9	1:56.805	+0.904	11:48:39.623
10	1:58.590	+2.689	11:50:38.213

(28) Peter HOLDSWORTH

1	2:12.188	+2.747	11:33:13.346
2	2:51.455	+42.014	11:36:04.801
3	2:12.841	+3.400	11:38:17.642
4	2:13.735	+4.294	11:40:31.377
5	2:15.618	+6.177	11:42:46.995
6	2:16.965	+7.524	11:45:03.960
7	2:16.690	+7.249	11:47:20.650
8	2:09.441		11:49:30.091

(43) Kenneth BREARLEY

1	2:29.226	+16.872	11:33:29.465
2	2:21.219	+8.865	11:35:50.684
3	2:21.898	+9.544	11:38:12.582
4	2:23.594	+11.240	11:40:36.176
5	2:17.167	+4.813	11:42:53.343
6	2:13.924	+1.570	11:45:07.267
7	2:15.212	+2.858	11:47:22.479
8	2:12.354		11:49:34.833
9	2:14.653	+2.299	11:51:49.486

Lap	Lap Tm	Diff	Time of Day
-----	--------	------	-------------

Lap	Lap Tm	Diff	Time of Day
-----	--------	------	-------------

Clerk of the Course

Orbits 4

Sig. Time

Chief Timekeeper - Ian Sharp (SMART)

Results on www.mylaps.com & www.smart-timing.co.uk

www.amb-it.com

www.mylaps.com

Licensed to: SMART

POLE POSITION

1	1 73 Andrew SMITH 1:43.465
2	3 4 Stan BERNARD 1:45.545
3	5 29 Richard MERRELL 1:47.831
4	7 55 Robert MARSHALL 1:48.177
5	9 70 Barry RIDDELL 1:49.813
6	11 17 Ian DALTRY 1:50.571
7	13 45 Nic BOYES 1:51.012
8	15 47 Keiron BAILLIE 1:52.169
9	17 11 Ian MORTON 1:55.103
10	19 41 Grant ALLAN 1:55.901

2	1 John MARSHALL 1:44.307
4	57 Roy SMITH 1:47.134
6	49 Raymond BOYD 1:48.030
8	14 Tim REID 1:49.498
10	21 Jimmy CROW 1:50.404
12	15 Donald LAIRD 1:50.802
14	46 Robin BENN 1:51.933
16	2 Willy TOYE 1:53.234
18	68 Roger MOTHERWELL 1:55.273
20	28 Peter HOLDSWORTH 2:09.441

11

21

43 Kenneth BREARLEY
2:12.354

Drayton Manor Park MG Metro Cup

Cadwell Park 2.173 Miles

Practice 7

04/06/2011 12:10

Practice (20:00 Time) started at 11:57:34

Pos	No.	Name	Make/Model	CC	Class	C	Laps	Best Tm	Diff n Lap	Best Spd	2nd Best
1	97	Andrew ASHTON	Rover Metro GTi	1396	C		8	1:47.837		72.543	1:48.192
2	28	Mike WILLIAMS	Rover Metro	1400	C		10	1:47.988	0.151	72.441	1:48.232
3	69	James DUNKLEY	MG Metro	1293	C		11	1:49.823	1.986	71.231	1:49.870
4	14	Mark BELLAMY	MG Metro	1380	C		11	1:49.984	2.147	71.127	1:50.085
5	96	Dick TREVETT	MG Metro Turbo	1293	C		10	1:50.505	2.668	70.791	1:50.773
6	7	Tony HOWE	MG Metro	1293	C		5	1:51.581	3.744	70.109	1:51.908
7	1	Lee McNAMARA	MG Metro	1300	B		10	1:52.394	4.557	69.602	1:52.584
8	94	Thomas GRAINGER	Rover 100GTi	1400	B		10	1:53.818	5.981	68.731	1:54.219
9	12	Iain PATERSON	Rover Metro Gti	1398	B		10	1:54.002	6.165	68.620	1:54.162
10	58	Michael HARRIS	MG Metro	1380	C		10	1:54.099	6.262	68.562	1:54.966
11	19	Tom SANDERSON	Rover Metro GTi	1400	B		10	1:54.264	6.427	68.463	1:54.535
12	49	Richard GARRARD	MG Metro	1293	C		9	1:54.418	6.581	68.370	1:55.691
13	43	Oliver James WEBB	Rover Metro GTI	1396	B		10	1:55.463	7.626	67.752	1:55.750
14	33	Jonathan WOODCOCK	MG Metro	1300	B		10	1:56.587	8.750	67.098	1:57.199
15	45	Simon WILSON	Rover Metro GTi	1400	B		10	1:57.762	9.925	66.429	1:58.083
16	10	Miles GENTLE	Rover Metro	1396	B		10	1:57.777	9.940	66.420	1:58.304
17	20	David HEASMAN	Rover Metro	1400	B		10	1:57.815	9.978	66.399	1:57.892
18	26	Derek FACER	MG Metro	1293	B		5	1:59.845	12.008	65.274	2:00.525
19	90	Terry BRACEY WRIGHT	MG Metro	1275	A		10	2:00.301	12.464	65.027	2:00.434
20	29	Timothy DAVIES	Metro GTi	1400	B		6	2:00.952	13.115	64.677	2:02.482
21	27	Jonathon AGAR	Rover Metro ZR	1400	A		5	2:01.082	13.245	64.607	2:01.396
22	66	Justin MARSDEN	MG Metro	1275	A		7	2:02.359	14.522	63.933	2:02.853

Clerk of the Course

Orbits 4

Sig. Time
 Chief Timekeeper - Ian Sharp (SMART)
 Results on www.mylaps.com & www.smart-timing.co.uk

www.amb-it.com
www.mylaps.com
 Licensed to: SMART

BRSCC Club Race Meeting**Drayton Manor Park MG Metro Cup****Cadwell Park 2.173 Miles****Practice 7****04/06/2011 12:10****Practice (20:00 Time) started at 11:57:34**

Lap	Lap Tm	Diff	Time of Day
(97) Andrew ASHTON			
1	2:02.209	+14.372	12:00:16.666
2	1:50.942	+3.105	12:02:07.608
3	1:51.294	+3.457	12:03:58.902
4	1:49.064	+1.227	12:05:47.966
5	1:47.837		12:07:35.803
6	1:48.192	+0.355	12:09:23.995
7	1:48.816	+0.979	12:11:12.811
8	1:53.569	+5.732	12:13:06.380

(28) Mike WILLIAMS			
1	2:12.319	+24.331	12:00:14.381
2	1:49.364	+1.376	12:02:03.745
3	1:49.230	+1.242	12:03:52.975
4	1:48.620	+0.632	12:05:41.595
5	1:49.139	+1.151	12:07:30.734
6	1:49.220	+1.232	12:09:19.954
7	2:07.848	+19.860	12:11:27.802
8	1:48.590	+0.602	12:13:16.392
9	1:48.232	+0.244	12:15:04.624
10	1:47.988		12:16:52.612

(69) James DUNKLEY			
1	2:04.147	+14.324	12:00:19.421
2	1:55.668	+5.845	12:02:15.089
3	1:53.816	+3.993	12:04:08.905
4	1:51.032	+1.209	12:05:59.937
5	1:50.341	+0.518	12:07:50.278
6	1:51.143	+1.320	12:09:41.421
7	1:53.358	+3.535	12:11:34.779
8	1:50.310	+0.487	12:13:25.089
9	1:50.114	+0.291	12:15:15.203
10	1:49.823		12:17:05.026
11	1:49.870	+0.047	12:18:54.896

(14) Mark BELLAMY			
1	1:58.798	+8.814	11:59:58.100
2	1:52.195	+2.211	12:01:50.295
3	1:52.044	+2.060	12:03:42.339
4	1:50.542	+0.558	12:05:32.881
5	1:50.703	+0.719	12:07:23.584
6	1:50.523	+0.539	12:09:14.107
7	1:52.558	+2.574	12:11:06.665
8	1:56.086	+6.102	12:13:02.751
9	1:50.477	+0.493	12:14:53.228
10	1:49.984		12:16:43.212
11	1:50.085	+0.101	12:18:33.297

(96) Dick TREVETT			
1	2:12.709	+22.204	12:00:42.383
2	1:53.647	+3.142	12:02:36.030
3	1:53.651	+3.146	12:04:29.681
4	1:52.400	+1.895	12:06:22.081
5	1:51.098	+0.593	12:08:13.179
6	1:52.624	+2.119	12:10:05.803
7	1:51.256	+0.751	12:11:57.059
8	1:50.773	+0.268	12:13:47.832
9	1:50.505		12:15:38.337
10	1:50.980	+0.475	12:17:29.317

(7) Tony HOWE			
1	2:03.431	+11.850	12:00:43.797
2	1:57.860	+6.279	12:02:41.657
3	1:52.570	+0.989	12:04:34.227
4	1:51.581		12:06:25.808
5	1:51.908	+0.327	12:08:17.716

(1) Lee McNAMARA			
1	2:06.589	+14.195	12:00:28.173
2	1:54.471	+2.077	12:02:22.644
3	2:04.489	+12.095	12:04:27.133
4	1:54.308	+1.914	12:06:21.441
5	2:13.055	+20.661	12:08:34.496
6	1:54.920	+2.526	12:10:29.416
7	1:56.278	+3.884	12:12:25.694
8	1:52.584	+0.190	12:14:18.278
9	2:15.733	+23.339	12:16:34.011
10	1:52.394		12:18:26.405

(94) Thomas GRAINGER			
1	2:02.690	+8.872	12:00:20.050
2	1:54.498	+0.680	12:02:14.548
3	1:55.280	+1.462	12:04:09.828
4	1:53.818		12:06:03.646
5	1:54.351	+0.533	12:07:57.997
6	2:11.125	+17.307	12:10:09.122
7	1:54.219	+0.401	12:12:03.341
8	1:57.781	+3.963	12:14:01.122
9	2:22.096	+28.278	12:16:23.218
10	1:59.761	+5.943	12:18:22.979

(12) Iain PATERSON			
1	2:00.518	+6.516	12:00:46.739
2	1:56.371	+2.369	12:02:43.110
3	1:54.933	+0.931	12:04:38.043
4	1:54.319	+0.317	12:06:32.362
5	1:55.142	+1.140	12:08:27.504
6	1:56.099	+2.097	12:10:23.603
7	1:54.525	+0.523	12:12:18.128
8	1:54.162	+0.160	12:14:12.290
9	1:54.708	+0.706	12:16:06.998
10	1:54.002		12:18:01.000

(58) Michael HARRIS			
1	2:13.980	+19.881	12:00:40.410
2	1:59.479	+5.380	12:02:39.889
3	1:56.700	+2.601	12:04:36.589
4	1:57.167	+3.068	12:06:33.756
5	1:54.966	+0.867	12:08:28.722
6	1:58.241	+4.142	12:10:26.963
7	1:54.099		12:12:21.062
8	1:56.394	+2.295	12:14:17.456
9	2:01.734	+7.635	12:16:19.190
10	1:56.224	+2.125	12:18:15.414

(19) Tom SANDERSON			
1	2:11.797	+17.533	12:00:44.703
2	2:02.013	+7.749	12:02:46.716
3	1:54.904	+0.640	12:04:41.620
4	1:54.693	+0.429	12:06:36.313
5	1:54.535	+0.271	12:08:30.848

Lap	Lap Tm	Diff	Time of Day
6	1:59.994	+5.730	12:10:30.842
7	2:06.610	+12.346	12:12:37.452
8	1:54.959	+0.695	12:14:32.411
9	1:54.644	+0.380	12:16:27.055
10	1:54.264		12:18:21.319

(49) Richard GARRARD			
1	2:12.317	+17.899	12:00:43.241
2	1:57.927	+3.509	12:02:41.168
3	1:57.700	+3.282	12:04:38.868
4	1:55.691	+1.273	12:06:34.559
5	1:57.186	+2.768	12:08:31.745
6	1:56.180	+1.762	12:10:27.925
7	1:58.112	+3.694	12:12:26.037
8	1:54.418		12:14:20.455
9	1:56.152	+1.734	12:16:16.607

(43) Oliver James WEBB			
1	2:06.583	+11.120	12:00:23.661
2	1:56.909	+1.446	12:02:20.570
3	1:58.144	+2.681	12:04:18.714
4	1:56.790	+1.327	12:06:15.504
5	1:56.906	+1.443	12:08:12.410
6	1:56.110	+0.647	12:10:08.520
7	1:56.103	+0.640	12:12:04.623
8	1:55.463		12:14:00.086
9	1:56.792	+1.329	12:15:56.878
10	1:55.750	+0.287	12:17:52.628

(33) Jonathan WOODCOCK			
1	2:07.022	+10.435	12:00:51.741
2	1:58.679	+2.092	12:02:50.420
3	1:57.692	+1.105	12:04:48.112
4	2:15.258	+18.671	12:07:03.370
5	2:01.061	+4.474	12:09:04.431
6	1:58.183	+1.596	12:11:02.614
7	2:00.391	+3.804	12:13:03.005
8	1:57.396	+0.809	12:15:00.401
9	1:56.587		12:16:56.988
10	1:57.199	+0.612	12:18:54.187

(45) Simon WILSON			
1	2:15.779	+18.017	12:00:41.788
2	2:04.243	+6.481	12:02:46.031
3	2:01.446	+3.684	12:04:47.477
4	2:00.963	+3.201	12:06:48.440
5	1:57.762		12:08:46.202
6	1:58.457	+0.695	12:10:44.659
7	1:58.083	+0.321	12:12:42.742
8	1:58.255	+0.493	12:14:40.997
9	1:58.512	+0.750	12:16:39.509
10	2:00.148	+2.386	12:18:39.657

(10) Miles GENTLE			
1	2:10.854	+13.077	12:00:27.973
2	2:01.229	+3.452	12:02:29.202
3	1:59.417	+1.640	12:04:28.619
4	1:59.726	+1.949	12:06:28.345
5	1:58.932	+1.146	12:08:27.268
6	1:59.934	+2.155	12:10:27.200
7	1:58.304	+0.527	12:12:25.504

Clerk of the Course

Orbits 4

Sig. Time

www.amb-it.com

Chief Timekeeper - Ian Sharp (SMART)

www.mylaps.com

Results on www.mylaps.com & www.smart-timing.co.uk

Licensed to: SMART

BRSCC Club Race Meeting


Drayton Manor Park MG Metro Cup

Cadwell Park 2.173 Miles

Practice 7

04/06/2011 12:10

Practice (20:00 Time) started at 11:57:34



Lap	Lap Tm	Diff	Time of Day
8	1:59.054	+1.277	12:14:24.558
9	1:58.574	+0.797	12:16:23.132
10	1:57.777		12:18:20.909

(20) David HEASMAN

Lap	Lap Tm	Diff	Time of Day
1	2:05.450	+7.635	12:00:21.865
2	1:59.648	+1.833	12:02:21.513
3	2:00.784	+2.969	12:04:22.297
4	1:57.892	+0.077	12:06:20.189
5	2:00.208	+2.393	12:08:20.397
6	1:57.815		12:10:18.212
7	1:59.934	+2.119	12:12:18.146
8	1:58.581	+0.766	12:14:16.727
9	2:01.792	+3.977	12:16:18.519
10	2:00.030	+2.215	12:18:18.549

(26) Derek FACER

Lap	Lap Tm	Diff	Time of Day
1	2:11.058	+11.213	12:00:30.355
2	2:00.961	+1.116	12:02:31.316
3	1:59.845		12:04:31.161
4	2:00.525	+0.680	12:06:31.686
5	2:10.181	+10.336	12:08:41.867

(90) Terry BRACEY WRIGHT

Lap	Lap Tm	Diff	Time of Day
1	2:05.763	+5.462	12:00:53.012
2	2:02.150	+1.849	12:02:55.162
3	2:00.664	+0.363	12:04:55.826
4	2:02.250	+1.949	12:06:58.076
5	2:01.081	+0.780	12:08:59.157
6	2:01.719	+1.418	12:11:00.876
7	2:01.955	+1.654	12:13:02.831
8	2:01.641	+1.340	12:15:04.472
9	2:00.301		12:17:04.773
10	2:00.434	+0.133	12:19:05.207

(29) Timothy DAVIES

Lap	Lap Tm	Diff	Time of Day
1	2:15.458	+14.506	12:00:42.600
2	2:03.452	+2.500	12:02:46.052
3	2:06.597	+5.645	12:04:52.649
4	2:02.507	+1.555	12:06:55.156
5	2:02.482	+1.530	12:08:57.638
6	2:00.952		12:10:58.590

(27) Jonathon AGAR

Lap	Lap Tm	Diff	Time of Day
1	2:10.493	+9.411	12:00:50.572
2	2:01.848	+0.766	12:02:52.420
3	2:01.396	+0.314	12:04:53.816
4	2:02.043	+0.961	12:06:55.859
5	2:01.082		12:08:56.941

(66) Justin MARSDEN

Lap	Lap Tm	Diff	Time of Day
1	2:12.682	+10.323	12:00:49.649
2	2:06.727	+4.368	12:02:56.376
3	2:03.442	+1.083	12:04:59.818
4	2:06.072	+3.713	12:07:05.890
5	2:02.359		12:09:08.249
6	2:05.232	+2.873	12:11:13.481
7	2:02.853	+0.494	12:13:16.334

Lap	Lap Tm	Diff	Time of Day
-----	--------	------	-------------

Lap	Lap Tm	Diff	Time of Day
-----	--------	------	-------------

Clerk of the Course

Orbits 4

Sig. Time
 Chief Timekeeper - Ian Sharp (SMART)
 Results on www.mylaps.com & www.smart-timing.co.uk

www.amb-it.com
www.mylaps.com
 Licensed to: SMART

POLE POSITION

1	1 97 Andrew ASHTON 1:47.837
2	3 69 James DUNKLEY 1:49.823
3	5 96 Dick TREVETT 1:50.505
4	7 1 Lee McNAMARA 1:52.394
5	9 12 Iain PATERSON 1:54.002
6	11 19 Tom SANDERSON 1:54.264
7	13 43 Oliver James WEBB 1:55.463
8	15 45 Simon WILSON 1:57.762
9	17 20 David HEASMAN 1:57.815
10	19 90 Terry BRACEY WRIGHT 2:00.301

2	28 Mike WILLIAMS 1:47.988
4	14 Mark BELLAMY 1:49.984
6	7 Tony HOWE 1:51.581
8	94 Thomas GRAINGER 1:53.818
10	58 Michael HARRIS 1:54.099
12	49 Richard GARRARD 1:54.418
14	33 Jonathan WOODCOCK 1:56.587
16	10 Miles GENTLE 1:57.777
18	26 Derek FACER 1:59.845
20	29 Timothy DAVIES 2:00.952

11

21

27 Jonathon AGAR
2:01.082

22

66 Justin MARSDEN
2:02.359

Scottish Legend Car Championship

Cadwell Park 2.173 Miles

Race 1 - First Race (1A)

04/06/2011 12:40

Race (5 Laps) started at 12:37:32

Pos	No.	Name	Make/Model	CC	Class Cod	Laps	Total Tm	Diff	Best Tm	Best Spd
1	4	Lee FITZPATRICK	Legend	1200	G	5	8:47.998		1:44.316	74.991
2	5	Jon HIGGINS	Ford Coupe	1250	G	5	8:49.719	1.721	1:44.963	74.529
3	18	Ross MICKEL	Chevy Sedan	1250	L	5	8:56.997	8.999	1:46.229	73.641
4	69	Gerard McCOSH	Ford Coupe	1250	L	5	9:04.180	16.182	1:47.807	72.563
5	6	David HUNTER	Ford Coupe	1250	L	5	9:04.578	16.580	1:47.984	72.444
6	3	Ross MARSHALL	Ford Coupe	1250	L	5	9:07.005	19.007	1:44.770	74.666
7	26	Scott HYNDS	Chevy Sedan	1250	L	5	9:07.678	19.680	1:46.699	73.317
8	7	Carol BROWN	Ford Coupe	1250	L	5	9:10.348	22.350	1:47.630	72.682
9	72	Glenn BURTENSHAW	34 Coupe	1250	L	5	9:12.053	24.055	1:47.229	72.954
10	8	Nick BRACE	34 Ford	1250	G	5	9:13.787	25.789	1:47.471	72.790
11	9	Paul O'BRIEN	Legend	1250	L	5	9:15.695	27.697	1:49.509	71.435
12	32	Dean BRACE	Ford Coupe	1250	G	5	9:16.394	28.396	1:46.037	73.774
13	53	Dominic SPURR	Ford Sedan	1250	G	5	9:21.252	33.254	1:49.708	71.306
14	71	Alasdair THOM	34 Chevy Sedan	1250	L	5	9:22.678	34.680	1:49.605	71.373
15	38	Errico PALAZZO	34 Ford Coupe	1250	L	5	9:24.018	36.020	1:50.383	70.870
16	03	John MARSHALL	Ford Coupe	1200	L	5	9:24.479	36.481	1:47.875	72.517
17	88	Jeff PRITCHARD	Chevy Sedan	1200	L	5	9:33.795	45.797	1:52.029	69.828
18	45	Guiseppe PALAZZO	Ford Sedan	1250	L	5	9:41.281	53.283	1:52.081	69.796
19	50	Paul McKAY	34 Chevy Coupe	1250	L	5	9:46.824	58.826	1:55.783	67.564
20	17	Billy WAIT	37 Ford	1200	L	5	9:56.937	1:08.939	1:51.699	70.035
21	80	Kevan FEARNLEY	37 Ford Sedan	1250	L	5	10:21.252	1:33.254	2:01.423	64.426
Not classified ()										
DNF	99	Robbie BURGOYNE	Chevy Sedan	1250	L	3	5:47.107	DNF	1:50.271	70.942
DNF	46	Colin ATKINSON	Ford 37 Coupe	1200	L	2	3:49.502	DNF	1:52.674	69.429
DNF	27	Chris HYNDS	Legend	1250	L		2.636	DNF		-

Announcements

New Track Record (1:44.316) for SMRC Legends by Lee FITZPATRICK.
Class G - Guest drivers

Margin of Victory	Avg. Speed	Best Lap Tm	Best Spd	Best Lap by
1.721	74.080	1:44.316	74.991	4 - Lee FITZPATRICK

Clerk of the Course

Orbits 4

Sig.

Time

www.amb-it.com

Chief Timekeeper - Ian Sharp (SMART)

www.mylaps.com

Results on www.mylaps.com & www.smart-timing.co.uk

Licensed to: SMART

Lap	Lap Tm	Diff	Time of Day
-----	--------	------	-------------

(4) Lee FITZPATRICK

1	1:46.650	+2.334	12:39:19.701
2	1:46.297	+1.981	12:41:05.998
3	1:44.981	+0.665	12:42:50.979
4	1:44.316		12:44:35.295
5	1:45.189	+0.873	12:46:20.484

(5) Jon HIGGINS

1	1:46.373	+1.410	12:39:19.294
2	1:46.294	+1.331	12:41:05.588
3	1:45.336	+0.373	12:42:50.924
4	1:44.963		12:44:35.887
5	1:46.318	+1.355	12:46:22.205

(18) Ross MICKEL

1	1:48.710	+2.481	12:39:22.216
2	1:46.461	+0.232	12:41:08.677
3	1:46.229		12:42:54.906
4	1:46.975	+0.746	12:44:41.881
5	1:47.602	+1.373	12:46:29.483

(69) Gerard McCOSH

1	1:51.111	+3.304	12:39:24.753
2	1:47.949	+0.142	12:41:12.702
3	1:47.807		12:43:00.509
4	1:47.896	+0.089	12:44:48.405
5	1:48.261	+0.454	12:46:36.666

(6) David HUNTER

1	1:50.499	+2.515	12:39:23.782
2	1:48.390	+0.406	12:41:12.172
3	1:48.150	+0.166	12:43:00.322
4	1:47.984		12:44:48.306
5	1:48.758	+0.774	12:46:37.064

(3) Ross MARSHALL

1	1:57.033	+12.263	12:39:30.342
2	1:50.931	+6.161	12:41:21.273
3	1:44.770		12:43:06.043
4	1:45.298	+0.528	12:44:51.341
5	1:48.150	+3.380	12:46:39.491

(26) Scott HYNDS

1	1:53.219	+6.520	12:39:27.108
2	1:50.279	+3.580	12:41:17.387
3	1:47.996	+1.297	12:43:05.383
4	1:48.082	+1.383	12:44:53.465
5	1:46.699		12:46:40.164

(7) Carol BROWN

1	1:53.479	+5.849	12:39:27.593
2	1:49.547	+1.917	12:41:17.140
3	1:47.630		12:43:04.770
4	1:50.048	+2.418	12:44:54.818
5	1:48.016	+0.386	12:46:42.834

(72) Glenn BURTENSHAW

1	1:53.511	+6.282	12:39:27.398
2	1:52.407	+5.178	12:41:19.805
3	1:47.960	+0.731	12:43:07.765

Lap	Lap Tm	Diff	Time of Day
-----	--------	------	-------------

4	1:49.545	+2.316	12:44:57.310
5	1:47.229		12:46:44.539

(8) Nick BRACE

1	1:53.904	+6.433	12:39:28.350
2	1:54.723	+7.252	12:41:23.073
3	1:47.549	+0.078	12:43:10.622
4	1:47.471		12:44:58.093
5	1:48.180	+0.709	12:46:46.273

(9) Paul O'BRIEN

1	1:53.994	+4.485	12:39:27.024
2	1:51.120	+1.611	12:41:18.144
3	1:49.509		12:43:07.653
4	1:50.930	+1.421	12:44:58.583
5	1:49.598	+0.089	12:46:48.181

(32) Dean BRACE

1	1:53.125	+7.088	12:39:28.505
2	1:59.404	+13.367	12:41:27.909
3	1:47.372	+1.335	12:43:15.281
4	1:47.562	+1.525	12:45:02.843
5	1:46.037		12:46:48.880

(53) Dominic SPURR

1	1:56.450	+6.742	12:39:32.402
2	1:50.279	+0.571	12:41:22.681
3	1:50.558	+0.850	12:43:13.239
4	1:50.791	+1.083	12:45:04.030
5	1:49.708		12:46:53.738

(71) Alasdair THOM

1	1:57.684	+8.079	12:39:32.311
2	1:52.588	+2.983	12:41:24.899
3	1:50.319	+0.714	12:43:15.218
4	1:50.341	+0.736	12:45:05.559
5	1:49.605		12:46:55.164

(38) Errico PALAZZO

1	1:56.279	+5.896	12:39:31.454
2	1:52.580	+2.197	12:41:24.034
3	1:50.606	+0.223	12:43:14.640
4	1:50.383		12:45:05.023
5	1:51.481	+1.098	12:46:56.504

(03) John MARSHALL

1	1:53.421	+5.546	12:39:28.009
2	2:03.996	+16.121	12:41:32.005
3	1:47.875		12:43:19.880
4	1:49.091	+1.216	12:45:08.971
5	1:47.994	+0.119	12:46:56.965

(88) Jeff PRITCHARD

1	1:57.105	+5.076	12:39:34.478
2	1:52.029		12:41:26.507
3	1:52.690	+0.661	12:43:19.197
4	1:52.698	+0.669	12:45:11.895
5	1:54.386	+2.357	12:47:06.281

(45) Guisepe PALAZZO

1	1:58.355	+6.274	12:39:33.864
---	----------	--------	--------------

Lap	Lap Tm	Diff	Time of Day
-----	--------	------	-------------

2	1:52.349	+0.268	12:41:26.213
3	1:52.081		12:43:18.294
4	1:52.780	+0.699	12:45:11.074
5	2:02.693	+10.612	12:47:13.767

(50) Paul McKAY

1	1:59.801	+4.018	12:39:35.843
2	1:55.925	+0.142	12:41:31.768
3	1:55.815	+0.032	12:43:27.583
4	1:55.944	+0.161	12:45:23.527
5	1:55.783		12:47:19.310

(17) Billy WAIT

1	1:53.389	+1.690	12:39:26.270
2	2:26.702	+35.003	12:41:52.972
3	1:52.576	+0.877	12:43:45.548
4	1:52.176	+0.477	12:45:37.724
5	1:51.699		12:47:29.423

(80) Kevan FEARNLEY

1	2:03.020	+1.597	12:39:41.781
2	2:05.826	+4.403	12:41:47.607
3	2:02.383	+0.960	12:43:49.990
4	2:02.325	+0.902	12:45:52.315
5	2:01.423		12:47:53.738

(99) Robbie BURGOYNE

1	1:54.713	+4.442	12:39:29.534
2	1:59.788	+9.517	12:41:29.322
3	1:50.271		12:43:19.593

(46) Colin ATKINSON

1	1:55.076	+2.402	12:39:29.314
2	1:52.674		12:41:21.988

Scottish Legend Car Championship

Cadwell Park 2.173 Miles

Race 1 - First Race (1A)

04/06/2011 12:40

Race (5 Laps) started at 12:37:32

Competitors		Laps					
		0	1	2	3	4	5
Billy WAIT (17)	1	17	5	5	5	4	4
Jon HIGGINS (5)	2	5	4	4	4	5	5
Paul O'BRIEN (9)	3	9	18	18	18	18	18
Lee FITZPATRICK (4)	4	4	6	6	6	6	69
David HUNTER (6)	5	6	69	69	69	69	6
Ross MARSHALL (3)	6	3	17	7	7	3	3
Ross MICKEL (18)	7	18	9	26	26	26	26
Gerard McCOSH (69)	8	69	26	9	3	7	7
Glenn BURTENSHAW (72)	9	72	72	72	9	72	72
Scott HYNDS (26)	10	26	7	3	72	8	8
Carol BROWN (7)	11	7	03	46	8	9	9
Colin ATKINSON (46)	12	46	8	53	53	32	32
Nick BRACE (8)	13	8	32	8	38	53	53
John MARSHALL (03)	14	03	46	38	71	38	71
Alasdair THOM (71)	15	71	99	71	32	71	38
Robbie BURGOYNE (99)	16	99	3	45	45	03	03
Chris HYNDS (27)	17	27	38	88	88	45	88
Errico PALAZZO (38)	18	38	71	32	99	88	45
Dean BRACE (32)	19	32	53	99	03	50	50
Guiseppe PALAZZO (45)	20	45	45	50	50	17	17
Dominic SPURR (53)	21	53	88	03	17	80	80
Paul McKAY (50)	22	50	50	80	80		
Jeff PRITCHARD (88)	23	88	80	17			
Kevan FEARNLEY (80)	24	80					

Clerk of the Course

Orbits 4

Sig. Time
 Chief Timekeeper - Ian Sharp (SMART)
 Results on www.mylaps.com & www.smart-timing.co.uk

www.amb-it.com
www.mylaps.com
 Licensed to: SMART

S&G Response Ford XR Championship

Cadwell Park 2.173 Miles

Race 2 - First Race

04/06/2011 13:50

Race started at 13:45:35

Pos	No.	Name	Make/Model	CC	Class Cod	Laps	Total Tm	Diff	Best Tm	Best Spd
1	68	Simon ROBINSON	Ford Fiesta XR2	1600	XRA	11	19:58.561		1:47.617	72.691
2	69	Mark ROBINSON	Ford Fiesta XR2	1600	XRA	11	19:58.614	0.053	1:47.052	73.075
3	79	Simon SHERIDAN	Ford Fiesta XR2	1600	XRA	11	20:07.424	8.863	1:48.372	72.185
4	3	Peter LANCASTER	Ford Fiesta XR2	1600	XRA	11	20:07.660	9.099	1:48.101	72.366
5	1	John-Ifan JONES	Ford Escort XR3i	1600	XRB	11	20:18.721	20.160	1:49.225	71.621
6	22	Danny LEIGH	Ford Escort XR3i	1600	XRB	11	20:32.391	33.830	1:50.234	70.965
7	66	Steve POOLE	Ford Fiesta XR2	1600	XRA	11	20:47.800	49.239	1:48.647	72.002
8	77	Chris FLYNN	Ford Escort XR3i	1600	XRB	11	20:49.166	50.605	1:51.302	70.284
9	62	Lee BOWMAN	Ford Escort XR3i	1600	XRB	11	21:02.580	1:04.019	1:52.187	69.730
10	63	Terry KELLAHER	Ford Escort XR3i	1600	XRB	11	21:03.976	1:05.415	1:52.282	69.671
11	21	Jason HENNEFER	Ford Escort XR3i	1600	XRB	11	21:04.722	1:06.161	1:52.032	69.826
12	14	Tony RUDD	Ford Fiesta XR2	1600	XRA	11	21:05.850	1:07.289	1:51.973	69.863
13	13	Christopher NYLAN	Ford Escort XR3i	1600	XRB	11	21:34.380	1:35.819	1:55.023	68.011
Not classified ()										
DNF	18	Michael HEATH	Ford Fiesta XR2	1600	XRA	1	2:02.274	DNF	1:58.013	66.288

Announcements

Car No.62 - Transponder stopped working - Please fix before racing.

Margin of Victory	Avg. Speed	Best Lap Tm	Best Spd	Best Lap by
0.053	71.795	1:47.052	73.075	69 - Mark ROBINSON

Clerk of the Course

Orbits 4

Sig.

Time

www.amb-it.com

Chief Timekeeper - Ian Sharp (SMART)

www.mylaps.com

Results on www.mylaps.com & www.smart-timing.co.uk

Licensed to: SMART

BRSCC Club Race Meeting

S&G Response Ford XR Championship

Cadwell Park 2.173 Miles

Race 2 - First Race

04/06/2011 13:50

Race started at 13:45:35

Lap	Lap Tm	Diff	Time of Day
(68) Simon ROBINSON			
1	1:53.349	+5.732	13:47:30.818
2	1:48.016	+0.399	13:49:18.834
3	1:47.805	+0.188	13:51:06.639
4	1:47.934	+0.317	13:52:54.573
5	1:47.729	+0.112	13:54:42.302
6	1:47.815	+0.198	13:56:30.117
7	1:48.045	+0.428	13:58:18.162
8	1:49.416	+1.799	14:00:07.578
9	1:47.617		14:01:55.195
10	1:48.689	+1.072	14:03:43.884
11	1:49.698	+2.081	14:05:33.582

Lap	Lap Tm	Diff	Time of Day
(69) Mark ROBINSON			
1	1:54.246	+7.194	13:47:31.651
2	1:48.423	+1.371	13:49:20.074
3	1:48.722	+1.670	13:51:08.796
4	1:47.190	+0.138	13:52:55.986
5	1:47.052		13:54:43.038
6	1:47.379	+0.327	13:56:30.417
7	1:47.449	+0.397	13:58:17.866
8	1:49.264	+2.212	14:00:07.130
9	1:48.467	+1.415	14:01:55.597
10	1:48.842	+1.790	14:03:44.439
11	1:49.196	+2.144	14:05:33.635

Lap	Lap Tm	Diff	Time of Day
(79) Simon SHERIDAN			
1	1:54.723	+6.351	13:47:32.988
2	1:49.265	+0.893	13:49:22.253
3	1:49.429	+1.057	13:51:11.682
4	1:48.871	+0.499	13:53:00.553
5	1:48.610	+0.238	13:54:49.163
6	1:49.284	+0.912	13:56:38.447
7	1:48.372		13:58:26.819
8	1:48.748	+0.376	14:00:15.567
9	1:48.647	+0.275	14:02:04.214
10	1:49.080	+0.708	14:03:53.294
11	1:49.151	+0.779	14:05:42.445

Lap	Lap Tm	Diff	Time of Day
(3) Peter LANCASTER			
1	1:55.184	+7.083	13:47:33.279
2	1:49.283	+1.182	13:49:22.562
3	1:49.409	+1.308	13:51:11.971
4	1:48.861	+0.760	13:53:00.832
5	1:48.587	+0.486	13:54:49.419
6	1:49.305	+1.204	13:56:38.724
7	1:49.517	+1.416	13:58:28.241
8	1:48.101		14:00:16.342
9	1:48.176	+0.075	14:02:04.518
10	1:49.045	+0.944	14:03:53.563
11	1:49.118	+1.017	14:05:42.681

Lap	Lap Tm	Diff	Time of Day
(1) John-Ifan JONES			
1	1:56.506	+7.281	13:47:35.103
2	1:50.030	+0.805	13:49:25.133
3	1:50.204	+0.979	13:51:15.337
4	1:50.284	+1.059	13:53:05.621
5	1:49.468	+0.243	13:54:55.089
6	1:49.657	+0.432	13:56:44.746
7	1:49.480	+0.255	13:58:34.226

Lap	Lap Tm	Diff	Time of Day
8	1:49.225		14:00:23.451
9	1:49.548	+0.323	14:02:12.999
10	1:50.184	+0.959	14:04:03.183
11	1:50.559	+1.334	14:05:53.742

Lap	Lap Tm	Diff	Time of Day
(22) Danny LEIGH			
1	1:58.081	+7.847	13:47:37.911
2	1:51.160	+0.926	13:49:29.071
3	1:50.707	+0.473	13:51:19.778
4	1:50.356	+0.122	13:53:10.134
5	1:50.821	+0.587	13:55:00.955
6	1:50.234		13:56:51.189
7	1:50.286	+0.052	13:58:41.475
8	1:50.468	+0.234	14:00:31.943
9	1:50.461	+0.227	14:02:22.404
10	1:50.839	+0.605	14:04:13.243
11	1:54.169	+3.935	14:06:07.412

Lap	Lap Tm	Diff	Time of Day
(66) Steve POOLE			
1	1:55.365	+6.718	13:47:34.076
2	1:49.057	+0.410	13:49:23.133
3	1:49.387	+0.740	13:51:12.520
4	1:50.038	+1.391	13:53:02.558
5	1:48.886	+0.239	13:54:51.444
6	1:48.647		13:56:40.091
7	1:52.058	+3.411	13:58:32.149
8	1:50.091	+1.444	14:00:22.240
9	1:50.481	+1.834	14:02:12.721
10	1:53.934	+5.287	14:04:06.655
11	2:16.166	+27.519	14:06:22.821

Lap	Lap Tm	Diff	Time of Day
(77) Chris FLYNN			
1	1:57.941	+6.639	13:47:38.408
2	1:55.656	+4.354	13:49:34.064
3	1:53.154	+1.852	13:51:27.218
4	1:52.347	+1.045	13:53:19.565
5	1:51.722	+0.420	13:55:11.287
6	1:51.476	+0.174	13:57:02.763
7	1:52.039	+0.737	13:58:54.802
8	1:51.302		14:00:46.104
9	1:52.521	+1.219	14:02:38.625
10	1:52.755	+1.453	14:04:31.380
11	1:52.807	+1.505	14:06:24.187

Lap	Lap Tm	Diff	Time of Day
(62) Lee BOWMAN			
1	2:02.838	+10.651	13:47:43.658
2	1:54.816	+2.629	13:49:38.474
3	1:54.556	+2.369	13:51:33.030
4	1:54.445	+2.258	13:53:27.475
5	1:53.083	+0.896	13:55:20.558
6	1:54.005	+1.818	13:57:14.563
7	1:52.683	+0.496	13:59:07.246
8	1:52.604	+0.417	14:00:59.850
9	1:52.543	+0.356	14:02:52.393
10	1:52.187		14:04:44.580
11	1:53.021	+0.834	14:06:37.601

Lap	Lap Tm	Diff	Time of Day
(63) Terry KELLAHER			
1	2:02.942	+10.660	13:47:44.327
2	1:55.353	+3.071	13:49:39.680
3	1:57.067	+4.785	13:51:36.747

Lap	Lap Tm	Diff	Time of Day
4	1:54.010	+1.728	13:53:30.757
5	1:52.715	+0.433	13:55:23.472
6	1:52.956	+0.674	13:57:16.428
7	1:52.508	+0.226	13:59:08.936
8	1:52.355	+0.073	14:01:01.291
9	1:52.576	+0.294	14:02:53.867
10	1:52.848	+0.566	14:04:46.715
11	1:52.282		14:06:38.997

Lap	Lap Tm	Diff	Time of Day
(21) Jason HENNEFER			
1	2:01.915	+9.883	13:47:42.393
2	1:55.157	+3.125	13:49:37.550
3	1:55.626	+3.594	13:51:33.176
4	1:54.962	+2.930	13:53:28.138
5	1:52.894	+0.862	13:55:21.032
6	1:53.933	+1.901	13:57:14.965
7	1:53.125	+1.093	13:59:08.090
8	1:52.032		14:01:00.122
9	1:52.793	+0.761	14:02:52.915
10	1:54.229	+2.197	14:04:47.144
11	1:52.599	+0.567	14:06:39.743

Lap	Lap Tm	Diff	Time of Day
(14) Tony RUDD			
1	2:04.420	+12.447	13:47:45.550
2	1:55.279	+3.306	13:49:40.829
3	1:57.010	+5.037	13:51:37.839
4	1:54.589	+2.616	13:53:32.428
5	1:53.297	+1.324	13:55:25.725
6	1:52.574	+0.601	13:57:18.299
7	1:52.386	+0.413	13:59:10.685
8	1:51.973		14:01:02.658
9	1:52.658	+0.685	14:02:55.316
10	1:53.139	+1.166	14:04:48.455
11	1:52.416	+0.443	14:06:40.871

Lap	Lap Tm	Diff	Time of Day
(13) Christopher NYLAN			
1	2:04.233	+9.210	13:47:46.230
2	1:56.652	+1.629	13:49:42.882
3	1:56.074	+1.051	13:51:38.956
4	1:55.023		13:53:33.979
5	1:55.626	+0.603	13:55:29.605
6	1:55.298	+0.275	13:57:24.903
7	1:56.017	+0.994	13:59:20.920
8	1:56.352	+1.329	14:01:17.272
9	1:57.167	+2.144	14:03:14.439
10	1:57.445	+2.422	14:05:11.884
11	1:57.517	+2.494	14:07:09.401

Lap	Lap Tm	Diff	Time of Day
(18) Michael HEATH			
1	1:58.013		13:47:37.295

Clerk of the Course

Orbits 4

Sig. Time
 Chief Timekeeper - Ian Sharp (SMART)
 Results on www.mylaps.com & www.smart-timing.co.uk

www.amb-it.com
www.mylaps.com
 Licensed to: SMART

S&G Response Ford XR Championship

Cadwell Park 2.173 Miles

Race 2 - First Race

04/06/2011 13:50

Race started at 13:45:35

Competitors	Laps												
	0	1	2	3	4	5	6	7	8	9	10	11	
Mark ROBINSON (69)	1	69	68	68	68	68	68	68	69	69	68	68	68
Simon ROBINSON (68)	2	68	69	69	69	69	69	69	68	68	69	69	69
Peter LANCASTER (3)	3	3	79	79	79	79	79	79	79	79	79	79	79
Simon SHERIDAN (79)	4	79	3	3	3	3	3	3	3	3	3	3	3
John-Ifan JONES (1)	5	1	66	66	66	66	66	66	66	66	66	1	1
Steve POOLE (66)	6	66	1	1	1	1	1	1	1	1	1	66	22
Michael HEATH (18)	7	18	18	22	22	22	22	22	22	22	22	22	66
Danny LEIGH (22)	8	22	22	77	77	77	77	77	77	77	77	77	77
Chris FLYNN (77)	9	77	77	21	62	62	62	62	62	62	62	62	62
Jason HENNEFER (21)	10	21	21	62	21	21	21	21	21	21	21	63	63
Lee BOWMAN (62)	11	62	62	63	63	63	63	63	63	63	63	21	21
Tony RUDD (14)	12	14	63	14	14	14	14	14	14	14	14	14	14
Terry KELLAHER (63)	13	63	14	13	13	13	13	13	13	13	13	13	13
Christopher NYLAN (13)	14	13	13										

Design911.com Porsche Championship

Cadwell Park 2.173 Miles

Race 3 - First Race

04/06/2011 14:25

Race started at 14:24:34

Pos	No.	Name	Make/Model	CC	Class Cod	Laps	Total Tm	Diff	Best Tm	Best Spd
1	1	David CLARK	Porsche Boxster	3200	PB	11	18:59.537		1:41.186	77.311
2	21	Richard SYKES	Porsche Boxster	3200	PB	11	19:01.564	2.027	1:42.140	76.589
3	31	John BEARMAN	Porsche Boxster	3200	PB	11	19:02.228	2.691	1:42.604	76.243
4	99	Richard STYRIN	Porsche Boxster	3200	PB	11	19:02.428	2.891	1:42.415	76.383
5	16	Gerry TAYLOR	Porsche Boxster	3200	PB	11	19:02.934	3.397	1:42.529	76.298
6	77	Steven BOYLES	Porsche Boxster	3200	PB	11	19:22.631	23.094	1:43.619	75.496
7	74	Guillaume GRUCHET	Porsche Boxster	3200	PB	11	20:07.669	1:08.132	1:46.654	73.347
8	5	Adam CROFT	Porsche 924	2000	924	11	20:13.088	1:13.551	1:48.518	72.088
9	18	Alfred PIESINGER	Porsche 924	2000	924	11	20:37.522	1:37.985	1:48.217	72.288
10	2	Mark MARSHALL	Porsche 924	2000	924	11	20:55.151	1:55.614	1:51.738	70.010
11	10	Marc MacKENZIE	Porsche 924	2000	924	10	19:09.380	1 Lap	1:53.085	69.176
12	11	Sean SIDDALL	Porsche 924	2000	924	10	19:27.506	1 Lap	1:52.081	69.796

Not classified ()

DNF	87	David BEARMAN	Porsche Boxster	3200	PB	10	17:18.500	DNF	1:42.505	76.316
DNF	49	Martin HALL	Porsche 924	2000	924	9	17:34.525	DNF	1:54.274	68.457
DNF	7	Alistair KIRKHAM	Porsche 924	2000	924	5	9:18.437	DNF	1:48.819	71.888
DNF	3	Jayson FLEGG	Porsche 924	2000	924	3	5:54.040	DNF	1:50.794	70.607
DNF	40	Arjo GHOSH	Porsche Boxster	3200	PB	1	2:21.032	DNF	2:17.168	57.031
DNS	22	Andrew HANNINGTON	Porsche 924	2000	924			DNS		-

Margin of Victory	Avg. Speed	Best Lap Tm	Best Spd	Best Lap by
2.027	75.514	1:41.186	77.311	1 - David CLARK

Clerk of the Course

Orbits 4

Sig.

Time

www.amb-it.com

Chief Timekeeper - Ian Sharp (SMART)

www.mylaps.com

Results on www.mylaps.com & www.smart-timing.co.uk

Licensed to: SMART

Lap	Lap Tm	Diff	Time of Day
(1) David CLARK			
1	1:45.174	+3.988	14:26:21.349
2	1:42.456	+1.270	14:28:03.805
3	1:43.850	+2.664	14:29:47.655
4	1:42.924	+1.738	14:31:30.579
5	1:43.194	+2.008	14:33:13.773
6	1:42.985	+1.799	14:34:56.758
7	1:44.997	+3.811	14:36:41.755
8	1:41.186		14:38:22.941
9	1:45.057	+3.871	14:40:07.998
10	1:41.686	+0.500	14:41:49.684
11	1:43.896	+2.710	14:43:33.580

Lap	Lap Tm	Diff	Time of Day
(21) Richard SYKES			
1	1:46.154	+4.014	14:26:22.045
2	1:42.177	+0.037	14:28:04.222
3	1:44.071	+1.931	14:29:48.293
4	1:43.082	+0.942	14:31:31.375
5	1:43.151	+1.011	14:33:14.526
6	1:42.993	+0.853	14:34:57.519
7	1:43.158	+1.018	14:36:40.677
8	1:42.140		14:38:22.817
9	1:45.797	+3.657	14:40:08.614
10	1:43.404	+1.264	14:41:52.018
11	1:43.589	+1.449	14:43:35.607

Lap	Lap Tm	Diff	Time of Day
(31) John BEARMAN			
1	1:46.918	+4.314	14:26:23.654
2	1:42.604		14:28:06.258
3	1:43.061	+0.457	14:29:49.319
4	1:42.972	+0.368	14:31:32.291
5	1:42.614	+0.010	14:33:14.905
6	1:43.011	+0.407	14:34:57.916
7	1:44.526	+1.922	14:36:42.442
8	1:42.672	+0.068	14:38:25.114
9	1:43.618	+1.014	14:40:08.732
10	1:44.231	+1.627	14:41:52.963
11	1:43.308	+0.704	14:43:36.271

Lap	Lap Tm	Diff	Time of Day
(99) Richard STYRIN			
1	1:47.004	+4.589	14:26:24.309
2	1:43.973	+1.558	14:28:08.282
3	1:43.290	+0.875	14:29:51.572
4	1:43.644	+1.229	14:31:35.216
5	1:42.869	+0.454	14:33:18.085
6	1:43.372	+0.957	14:35:01.457
7	1:42.607	+0.192	14:36:44.064
8	1:42.415		14:38:26.479
9	1:43.055	+0.640	14:40:09.534
10	1:44.192	+1.777	14:41:53.726
11	1:42.745	+0.330	14:43:36.471

Lap	Lap Tm	Diff	Time of Day
(16) Gerry TAYLOR			
1	1:47.812	+5.283	14:26:24.660
2	1:43.861	+1.332	14:28:08.521
3	1:43.421	+0.892	14:29:51.942
4	1:44.062	+1.533	14:31:36.004
5	1:42.618	+0.089	14:33:18.622
6	1:43.208	+0.679	14:35:01.830
7	1:42.779	+0.250	14:36:44.609

Lap	Lap Tm	Diff	Time of Day
8	1:43.252	+0.723	14:38:27.861
9	1:42.529		14:40:10.390
10	1:43.755	+1.226	14:41:54.145
11	1:42.832	+0.303	14:43:36.977

Lap	Lap Tm	Diff	Time of Day
(77) Steven BOYLES			
1	1:53.004	+9.385	14:26:30.955
2	1:43.619		14:28:14.574
3	1:44.324	+0.705	14:29:58.898
4	1:43.822	+0.203	14:31:42.720
5	1:43.619		14:33:26.339
6	1:44.234	+0.615	14:35:10.573
7	1:44.059	+0.440	14:36:54.632
8	1:44.437	+0.818	14:38:39.069
9	1:44.765	+1.146	14:40:23.834
10	1:45.304	+1.685	14:42:09.138
11	1:47.536	+3.917	14:43:56.674

Lap	Lap Tm	Diff	Time of Day
(74) Guillaume GRUCHET			
1	1:56.099	+9.445	14:26:34.600
2	1:51.203	+4.549	14:28:25.803
3	1:49.238	+2.584	14:30:15.041
4	1:48.328	+1.674	14:32:03.369
5	1:48.273	+1.619	14:33:51.642
6	1:46.654		14:35:38.296
7	1:47.468	+0.814	14:37:25.764
8	1:47.444	+0.790	14:39:13.208
9	1:48.307	+1.653	14:41:01.515
10	1:46.976	+0.322	14:42:48.491
11	1:53.221	+6.567	14:44:41.712

Lap	Lap Tm	Diff	Time of Day
(5) Adam CROFT			
1	1:54.209	+5.691	14:26:34.038
2	1:49.736	+1.218	14:28:23.774
3	1:48.831	+0.313	14:30:12.605
4	1:48.628	+0.110	14:32:01.233
5	1:48.996	+0.478	14:33:50.229
6	1:49.558	+1.040	14:35:39.787
7	1:48.967	+0.449	14:37:28.754
8	1:49.067	+0.549	14:39:17.821
9	1:49.674	+1.156	14:41:07.495
10	1:48.518		14:42:56.013
11	1:51.118	+2.600	14:44:47.131

Lap	Lap Tm	Diff	Time of Day
(18) Alfred PIESINGER			
1	1:55.825	+7.608	14:26:35.739
2	1:50.903	+2.686	14:28:26.642
3	1:49.243	+1.026	14:30:15.885
4	1:48.217		14:32:04.102
5	1:49.117	+0.900	14:33:53.219
6	1:51.996	+3.779	14:35:45.215
7	1:49.893	+1.676	14:37:35.108
8	1:51.641	+3.424	14:39:26.749
9	1:53.802	+5.585	14:41:20.551
10	1:54.748	+6.531	14:43:15.299
11	1:56.266	+8.049	14:45:11.565

Lap	Lap Tm	Diff	Time of Day
(2) Mark MARSHALL			
1	1:57.362	+5.624	14:26:38.868
2	1:53.528	+1.790	14:28:32.396
3	1:52.768	+1.030	14:30:25.164

Lap	Lap Tm	Diff	Time of Day
4	1:52.533	+0.795	14:32:17.697
5	1:52.965	+1.227	14:34:10.662
6	1:52.968	+1.230	14:36:03.630
7	1:51.854	+0.116	14:37:55.484
8	1:51.841	+0.103	14:39:47.325
9	1:51.738		14:41:39.063
10	1:51.861	+0.123	14:43:30.924
11	1:58.270	+6.532	14:45:29.194

Lap	Lap Tm	Diff	Time of Day
(10) Marc MacKENZIE			
1	1:56.798	+3.713	14:26:37.642
2	1:53.414	+0.329	14:28:31.056
3	1:53.812	+0.727	14:30:24.868
4	1:53.909	+0.824	14:32:18.777
5	1:53.085		14:34:11.862
6	1:54.066	+0.981	14:36:05.928
7	1:53.490	+0.405	14:37:59.418
8	1:55.051	+1.966	14:39:54.469
9	1:53.531	+0.446	14:41:48.000
10	1:55.423	+2.338	14:43:43.423

Lap	Lap Tm	Diff	Time of Day
(11) Sean SIDDALL			
1	1:57.233	+5.152	14:26:38.445
2	1:55.496	+3.415	14:28:33.941
3	1:52.081		14:30:26.022
4	2:05.855	+13.774	14:32:31.877
5	1:54.125	+2.044	14:34:26.002
6	1:54.245	+2.164	14:36:20.247
7	1:53.682	+1.601	14:38:13.929
8	1:54.021	+1.940	14:40:07.950
9	1:55.526	+3.445	14:42:03.476
10	1:58.073	+5.992	14:44:01.549

Lap	Lap Tm	Diff	Time of Day
(87) David BEARMAN			
1	1:46.929	+4.424	14:26:24.116
2	1:43.598	+1.093	14:28:07.714
3	1:43.425	+0.920	14:29:51.139
4	1:43.353	+0.848	14:31:34.492
5	1:43.256	+0.751	14:33:17.748
6	1:43.031	+0.526	14:35:00.779
7	1:42.725	+0.220	14:36:43.504
8	1:42.505		14:38:26.009
9	1:43.106	+0.601	14:40:09.115
10	1:43.428	+0.923	14:41:52.543

Lap	Lap Tm	Diff	Time of Day
(49) Martin HALL			
1	1:58.769	+4.495	14:26:40.553
2	1:56.605	+2.331	14:28:37.158
3	1:55.303	+1.029	14:30:32.461
4	1:56.358	+2.084	14:32:28.819
5	1:54.274		14:34:23.093
6	1:55.230	+0.956	14:36:18.323
7	1:54.550	+0.276	14:38:12.873
8	1:59.625	+5.351	14:40:12.498
9	1:56.070	+1.796	14:42:08.568

Lap	Lap Tm	Diff	Time of Day
(7) Alistair KIRKHAM			
1	1:54.896	+6.077	14:26:35.347
2	1:48.819		14:28:24.166
3	1:49.114	+0.295	14:30:13.280
4	1:48.868	+0.049	14:32:02.148

Clerk of the Course

Sig. Time
 Chief Timekeeper - Ian Sharp (SMART)
 Results on www.mylaps.com & www.smart-timing.co.uk

Orbits 4

www.amb-it.comwww.mylaps.com

Licensed to: SMART

BRSCC Club Race Meeting

Design911.com Porsche Championship

Cadwell Park 2.173 Miles

Race 3 - First Race

04/06/2011 14:25

Race started at 14:24:34



Lap	Lap Tm	Diff	Time of Day
5	1:50.332	+1.513	14:33:52.480
<hr/>			
(3) Jayson FLEGG			
1	1:59.642	+8.848	14:26:40.836
2	1:56.453	+5.659	14:28:37.289
3	1:50.794		14:30:28.083
<hr/>			
(40) Arjo GHOSH			
1	2:17.168		14:26:55.075

Lap Lap Tm Diff Time of Day

Lap Lap Tm Diff Time of Day

Clerk of the Course

Orbits 4

Sig. Time

www.amb-it.com

Chief Timekeeper - Ian Sharp (SMART)

www.mylaps.com

Results on www.mylaps.com & www.smart-timing.co.uk

Licensed to: SMART

Design911.com Porsche Championship

Cadwell Park 2.173 Miles

Race 3 - First Race

04/06/2011 14:25

Race started at 14:24:34

Competitors	Laps											
	0	1	2	3	4	5	6	7	8	9	10	11
Richard SYKES (21)	1	21	1	1	1	1	1	21	21	1	1	1
David CLARK (1)	2	1	21	21	21	21	21	1	1	21	21	21
John BEARMAN (31)	3	31	31	31	31	31	31	31	31	31	87	31
Gerry TAYLOR (16)	4	16	87	87	87	87	87	87	87	87	31	99
David BEARMAN (87)	5	87	99	99	99	99	99	99	99	99	99	16
Richard STYRIN (99)	6	99	16	16	16	16	16	16	16	16	16	77
Arjo GHOSH (40)	7	40	77	77	77	77	77	77	77	77	77	74
Steven BOYLES (77)	8	77	5	5	5	5	5	74	74	74	74	5
Guillaume GRUCHET (74)	9	74	74	7	7	7	74	5	5	5	5	18
Adam CROFT (5)	10	5	7	74	74	74	7	18	18	18	18	2
Alfred PIESINGER (18)	11	18	18	18	18	18	2	2	2	2	2	2
Alistair KIRKHAM (7)	12	7	10	10	10	2	2	10	10	10	10	10
Marc MacKENZIE (10)	13	10	11	2	2	10	10	49	49	11	11	11
Jayson FLEGG (3)	14	3	2	11	11	49	49	11	11	49	49	
Sean SIDDALL (11)	15	11	49	49	3	11	11					
Mark MARSHALL (2)	16	2	3	3	49							
Martin HALL (49)	17	49	40									
-	18											

POLE POSITION

1	1 1 David CLARK 11
2	3 31 John BEARMAN 11
3	5 16 Gerry TAYLOR 11
4	7 74 Guillaume GRUCHET 11
5	9 87 David BEARMAN 10
6	11
7	13
8	15 5 Adam CROFT 11
9	17 2 Mark MARSHALL 11
10	19 11 Sean SIDDALL 10

2	21 Richard SYKES 11
4	99 Richard STYRIN 11
6	77 Steven BOYLES 11
8	40 Arjo GHOSH 1
10	
12	
14	
16	18 Alfred PIESINGER 11
18	10 Marc MacKENZIE 10
20	49 Martin HALL 9

BRSCC Club Race Meeting

Design911.com Porsche Championship

Cadwell Park 2.173 Miles

Race 9A - Second Race

05/06/2011 09:55

Race (20:00 Time)

11

21

7 Alistair KIRKHAM
5

12

23

22 Andrew HANNINGTON

22

3 Jayson FLEGG
3

Scottish Mini Cooper Championship

Cadwell Park 2.173 Miles

Race 4 - First Race

04/06/2011 15:00

Race (20:00 Time) started at 15:10:10

Pos	No.	Name	Make/Model	CC	Class Cod	Laps	Total Tm	Diff	Best Tm	Best Spd
1	3	David SLEIGH	Mini Cooper	1600	SM	11	20:12.616		1:47.242	72.945
2	7	Vic COVEY Jnr	Mini Cooper	1600	SM	11	20:15.013	2.397	1:48.028	72.415
3	4	Tim SLEIGH	Mini Cooper	1600	SMN	11	20:16.584	3.968	1:48.245	72.269
4	14	Alan WAUGH	Mini Cooper	1600	SM	11	20:42.061	29.445	1:50.854	70.568
5	20	Kyle REID	Mini Cooper	1600	SMN	11	20:56.353	43.737	1:48.662	71.992
6	8	Hamish BRANDON	Mini Cooper	1600	SM	11	21:07.039	54.423	1:51.253	70.315
7	17	Fiona WALLACE	Mini Cooper	1600	SM L	11	21:09.928	57.312	1:53.043	69.202
8	2	Michael FALCONER	Mini Cooper	1600	SMN	11	21:10.300	57.684	1:52.557	69.501
9	6	Kenny McLEOD	Mini Cooper	1600	SMN	11	21:39.386	1:26.770	1:54.536	68.300
10	25	Emma Louise BRUCE	Mini Cooper	1600	SMN L	11	21:43.205	1:30.589	1:55.737	67.591
11	21	Elaine MARSHALL	Mini Cooper	1600	SMN L	11	21:43.846	1:31.230	1:55.646	67.644

Not classified ()

DQ	22	Chris SMILEY	Mini Cooper	1600	SM	11	20:32.071	DQ	1:47.976	72.449
----	----	--------------	-------------	------	----	----	-----------	----	----------	--------

Announcements

New Track Record (1:47.242) for SMRC Mini Cooper by David SLEIGH.
Car No.22 - Excluded - Driving Standards.

Margin of Victory	Avg. Speed	Best Lap Tm	Best Spd	Best Lap by
2.397	70.963	1:47.242	72.945	3 - David SLEIGH

Clerk of the Course

Orbits 4

Sig.

Time

www.amb-it.com

Chief Timekeeper - Ian Sharp (SMART)

www.mylaps.com

Results on www.mylaps.com & www.smart-timing.co.uk

Licensed to: SMART

Lap	Lap Tm	Diff	Time of Day
<u>(3) David SLEIGH</u>			
1	1:58.045	+10.803	15:12:10.819
2	1:47.242		15:13:58.061
3	1:48.620	+1.378	15:15:46.681
4	1:48.318	+1.076	15:17:34.999
5	1:48.687	+1.445	15:19:23.686
6	1:50.301	+3.059	15:21:13.987
7	1:50.488	+3.246	15:23:04.475
8	1:48.945	+1.703	15:24:53.420
9	1:50.288	+3.046	15:26:43.708
10	1:50.319	+3.077	15:28:34.027
11	1:48.960	+1.718	15:30:22.987

Lap	Lap Tm	Diff	Time of Day
<u>(7) Vic COVEY Jnr</u>			
1	1:55.511	+7.483	15:12:08.415
2	1:48.028		15:13:56.443
3	1:49.266	+1.238	15:15:45.709
4	1:48.104	+0.076	15:17:33.813
5	1:49.429	+1.401	15:19:23.242
6	1:49.757	+1.729	15:21:12.999
7	1:49.860	+1.832	15:23:02.859
8	1:50.176	+2.148	15:24:53.035
9	1:51.379	+3.351	15:26:44.414
10	1:50.461	+2.433	15:28:34.875
11	1:50.509	+2.481	15:30:25.384

Lap	Lap Tm	Diff	Time of Day
<u>(4) Tim SLEIGH</u>			
1	2:02.595	+14.350	15:12:15.961
2	1:48.924	+0.679	15:14:04.885
3	1:48.245		15:15:53.130
4	1:49.047	+0.802	15:17:42.177
5	1:48.911	+0.666	15:19:31.088
6	1:48.381	+0.136	15:21:19.469
7	1:48.743	+0.498	15:23:08.212
8	1:48.393	+0.148	15:24:56.605
9	1:50.645	+2.400	15:26:47.250
10	1:50.003	+1.758	15:28:37.253
11	1:49.702	+1.457	15:30:26.955

Lap	Lap Tm	Diff	Time of Day
<u>(14) Alan WAUGH</u>			
1	2:01.091	+10.237	15:12:15.792
2	1:51.399	+0.545	15:14:07.191
3	1:50.854		15:15:58.045
4	1:50.944	+0.090	15:17:48.989
5	1:51.147	+0.293	15:19:40.136
6	1:51.881	+1.027	15:21:32.017
7	1:51.694	+0.840	15:23:23.711
8	1:51.998	+1.144	15:25:15.709
9	1:52.922	+2.068	15:27:08.631
10	1:51.983	+1.129	15:29:00.614
11	1:51.818	+0.964	15:30:52.432

Lap	Lap Tm	Diff	Time of Day
<u>(20) Kyle REID</u>			
1	1:56.463	+7.801	15:12:10.877
2	1:49.623	+0.961	15:14:00.500
3	1:49.673	+1.011	15:15:50.173
4	1:49.159	+0.497	15:17:39.332
5	1:48.759	+0.097	15:19:28.091
6	1:49.468	+0.806	15:21:17.559
7	1:48.975	+0.313	15:23:06.534

Lap	Lap Tm	Diff	Time of Day
8	1:48.662		15:24:55.196
9	1:57.871	+9.209	15:26:53.067
10	1:56.880	+8.218	15:28:49.947
11	2:16.777	+28.115	15:31:06.724

Lap	Lap Tm	Diff	Time of Day
<u>(8) Hamish BRANDON</u>			
1	2:01.760	+10.507	15:12:16.861
2	1:51.253		15:14:08.114
3	1:51.901	+0.648	15:16:00.015
4	1:51.856	+0.603	15:17:51.871
5	1:52.297	+1.044	15:19:44.168
6	1:52.242	+0.989	15:21:36.410
7	1:52.231	+0.978	15:23:28.641
8	1:58.812	+7.559	15:25:27.453
9	1:56.009	+4.756	15:27:23.462
10	1:57.428	+6.175	15:29:20.890
11	1:56.520	+5.267	15:31:17.410

Lap	Lap Tm	Diff	Time of Day
<u>(17) Fiona WALLACE</u>			
1	2:02.827	+9.784	15:12:18.163
2	1:55.411	+2.368	15:14:13.574
3	1:54.429	+1.386	15:16:08.003
4	1:53.389	+0.346	15:18:01.392
5	1:53.844	+0.801	15:19:55.236
6	1:53.043		15:21:48.279
7	1:53.048	+0.005	15:23:41.327
8	1:53.207	+0.164	15:25:34.534
9	1:54.109	+1.066	15:27:28.643
10	1:56.703	+3.660	15:29:25.346
11	1:54.953	+1.910	15:31:20.299

Lap	Lap Tm	Diff	Time of Day
<u>(2) Michael FALCONER</u>			
1	2:03.024	+10.467	15:12:18.571
2	1:56.087	+3.530	15:14:14.658
3	1:54.226	+1.669	15:16:08.884
4	1:52.965	+0.408	15:18:01.849
5	1:54.329	+1.772	15:19:56.178
6	1:52.557		15:21:48.735
7	1:53.817	+1.260	15:23:42.552
8	1:52.720	+0.163	15:25:35.272
9	1:53.712	+1.155	15:27:28.984
10	1:56.839	+4.282	15:29:25.823
11	1:54.848	+2.291	15:31:20.671

Lap	Lap Tm	Diff	Time of Day
<u>(6) Kenny McLEOD</u>			
1	2:03.563	+9.027	15:12:17.595
2	1:56.969	+2.433	15:14:14.564
3	1:56.440	+1.904	15:16:11.004
4	1:54.536		15:18:05.540
5	1:55.314	+0.778	15:20:00.854
6	1:54.613	+0.077	15:21:55.467
7	1:54.937	+0.401	15:23:50.404
8	1:55.541	+1.005	15:25:45.945
9	1:57.180	+2.644	15:27:43.125
10	2:04.399	+9.863	15:29:47.524
11	2:02.233	+7.697	15:31:49.757

Lap	Lap Tm	Diff	Time of Day
<u>(25) Emma Louise BRUCE</u>			
1	2:04.740	+9.003	15:12:21.473
2	1:58.635	+2.898	15:14:20.108
3	1:57.175	+1.438	15:16:17.283

Lap	Lap Tm	Diff	Time of Day
4	1:56.589	+0.852	15:18:13.872
5	1:57.457	+1.720	15:20:11.329
6	1:56.429	+0.692	15:22:07.758
7	1:56.196	+0.459	15:24:03.954
8	1:55.737		15:25:59.691
9	1:57.758	+2.021	15:27:57.449
10	1:59.003	+3.266	15:29:56.452
11	1:57.124	+1.387	15:31:53.576

Lap	Lap Tm	Diff	Time of Day
<u>(21) Elaine MARSHALL</u>			
1	2:04.119	+8.473	15:12:20.441
2	2:00.269	+4.623	15:14:20.710
3	1:57.179	+1.533	15:16:17.889
4	1:56.504	+0.858	15:18:14.393
5	1:57.413	+1.767	15:20:11.806
6	1:56.673	+1.027	15:22:08.479
7	1:56.113	+0.467	15:24:04.592
8	1:55.646		15:26:00.238
9	1:58.065	+2.419	15:27:58.303
10	1:58.988	+3.342	15:29:57.291
11	1:56.926	+1.280	15:31:54.217

Lap	Lap Tm	Diff	Time of Day
<u>(22) Chris SMILEY</u>			
1	1:56.225	+8.249	15:12:09.512
2	1:47.976		15:13:57.488
3	1:48.585	+0.609	15:15:46.073
4	1:48.337	+0.361	15:17:34.410
5	1:49.064	+1.088	15:19:23.474
6	1:49.761	+1.785	15:21:13.235
7	1:51.577	+3.601	15:23:04.812
8	1:48.839	+0.863	15:24:53.651
9	2:00.734	+12.758	15:26:54.385
10	1:55.813	+7.837	15:28:50.198
11	1:52.244	+4.268	15:30:42.442

Scottish Mini Cooper Championship

Cadwell Park 2.173 Miles

Race 4 - First Race

04/06/2011 15:00

Race (20:00 Time) started at 15:10:10

Competitors	Laps												
	0	1	2	3	4	5	6	7	8	9	10	11	
David SLEIGH (3)	1	3	7	7	7	7	7	7	7	7	3	3	3
Vic COVEY Jnr (7)	2	7	22	22	22	22	22	22	3	3	7	7	7
Chris SMILEY (22)	3	22	3	3	3	3	3	22	22	4	4	4	4
Tim SLEIGH (4)	4	4	20	20	20	20	20	20	20	20	20	20	22
Kenny McLEOD (6)	5	6	14	4	4	4	4	4	4	4	22	22	14
Kyle REID (20)	6	20	4	14	14	14	14	14	14	14	14	14	20
Alan WAUGH (14)	7	14	8	8	8	8	8	8	8	8	8	8	8
Hamish BRANDON (8)	8	8	6	17	17	17	17	17	17	17	17	17	17
Fiona WALLACE (17)	9	17	17	6	2	2	2	2	2	2	2	2	2
Michael FALCONER (2)	10	2	2	2	6	6	6	6	6	6	6	6	6
Elaine MARSHALL (21)	11	21	21	25	25	25	25	25	25	25	25	25	25
Emma Louise BRUCE (25)	12	25	25	21	21	21	21	21	21	21	21	21	21

Clerk of the Course

Orbits 4

Sig.

Time

www.amb-it.com

Chief Timekeeper - Ian Sharp (SMART)

www.mylaps.com

Results on www.mylaps.com & www.smart-timing.co.uk

Licensed to: SMART

POLE POSITION

1	1 20 Kyle REID 11
2	3 4 Tim SLEIGH 11
3	5 3 David SLEIGH 11
4	7 17 Fiona WALLACE 11
5	9 6 Kenny McLEOD 11
6	11 21 Elaine MARSHALL 11

2 14 Alan WAUGH 11
4 7 Vic COVEY Jnr 11
6 8 Hamish BRANDON 11
8 2 Michael FALCONER 11
10 25 Emma Louise BRUCE 11
12 22 Chris SMILEY 11

Scottish Legend Car Championship

Cadwell Park 2.173 Miles

Race 5 - Second Race (2A)

04/06/2011 15:35

Race (5 Laps) started at 15:45:41

Pos	No.	Name	Make/Model	CC	Class Cod	Laps	Total Tm	Diff	Best Tm	Best Spd
1	32	Dean BRACE	Ford Coupe	1250	G	5	8:55.797		1:46.526	73.436
2	18	Ross MICKEL	Chevy Sedan	1250	L	5	9:02.413	6.616	1:45.608	74.074
3	99	Robbie BURGOYNE	Chevy Sedan	1250	L	5	9:04.342	8.545	1:47.314	72.896
4	5	Jon HIGGINS	Ford Coupe	1250	G	5	9:06.663	10.866	1:45.864	73.895
5	72	Glenn BURTENSHAW	34 Coupe	1250	L	5	9:08.062	12.265	1:47.629	72.683
6	3	Ross MARSHALL	Ford Coupe	1250	L	5	9:10.558	14.761	1:46.562	73.411
7	8	Nick BRACE	34 Ford	1250	G	5	9:13.047	17.250	1:46.574	73.403
8	69	Gerard McCOSH	Ford Coupe	1250	L	5	9:17.230	21.433	1:48.331	72.212
9	46	Colin ATKINSON	Ford 37 Coupe	1200	L	5	9:18.942	23.145	1:50.098	71.053
10	03	John MARSHALL	Ford Coupe	1200	L	5	9:19.141	23.344	1:47.096	73.045
11	9	Paul O'BRIEN	Legend	1250	L	5	9:19.187	23.390	1:48.117	72.355
12	53	Dominic SPURR	Ford Sedan	1250	G	5	9:23.809	28.012	1:50.522	70.780
13	7	Carol BROWN	Ford Coupe	1250	L	5	9:23.860	28.063	1:48.045	72.403
14	71	Alasdair THOM	34 Chevy Sedan	1250	L	5	9:24.865	29.068	1:49.772	71.264
15	45	Guiseppe PALAZZO	Ford Sedan	1250	L	5	9:37.910	42.113	1:53.062	69.190
16	50	Paul McKAY	34 Chevy Coupe	1250	L	5	9:39.054	43.257	1:53.497	68.925
17	88	Jeff PRITCHARD	Chevy Sedan	1200	L	5	9:40.053	44.256	1:53.394	68.988
18	80	Kevan FEARNLEY	37 Ford Sedan	1250	L	5	10:19.859	1:24.062	2:02.243	63.994
Not classified ()										
DNF	38	Errico PALAZZO	34 Ford Coupe	1250	L	4	7:30.161	DNF	1:51.373	70.240
DNF	17	Billy WAIT	37 Ford	1200	L	4	7:30.556	DNF	1:49.700	71.311
DNF	27	Chris HYNDS	Legend	1250	L	4	7:31.590	DNF	1:50.657	70.694
DNF	26	Scott HYNDS	Chevy Sedan	1250	L	3	5:39.425	DNF	1:48.932	71.814
DNF	6	David HUNTER	Ford Coupe	1250	L		2.818	DNF	-	-
DNF	4	Lee FITZPATRICK	Legend	1200	G		2.926	DNF	-	-

Announcements

Class G - Guest drivers

Margin of Victory	Avg. Speed	Best Lap Tm	Best Spd	Best Lap by
6.616	73.001	1:45.608	74.074	18 - Ross MICKEL

Clerk of the Course

Orbits 4

Sig.

Time

www.amb-it.com

Chief Timekeeper - Ian Sharp (SMART)

www.mylaps.com

Results on www.mylaps.com & www.smart-timing.co.uk

Licensed to: SMART

Lap	Lap Tm	Diff	Time of Day
-----	--------	------	-------------

(32) Dean BRACE

1	1:48.374	+1.848	15:47:30.565
2	1:46.682	+0.156	15:49:17.247
3	1:46.948	+0.422	15:51:04.195
4	1:46.746	+0.220	15:52:50.941
5	1:46.526		15:54:37.467

(18) Ross MICKEL

1	1:53.505	+7.897	15:47:37.575
2	1:47.677	+2.069	15:49:25.252
3	1:45.608		15:51:10.860
4	1:46.817	+1.209	15:52:57.677
5	1:46.406	+0.798	15:54:44.083

(99) Robbie BURGOYNE

1	1:50.266	+2.952	15:47:32.919
2	1:48.574	+1.260	15:49:21.493
3	1:48.855	+1.541	15:51:10.348
4	1:48.350	+1.036	15:52:58.698
5	1:47.314		15:54:46.012

(5) Jon HIGGINS

1	1:55.559	+9.695	15:47:40.329
2	1:49.175	+3.311	15:49:29.504
3	1:46.993	+1.129	15:51:16.497
4	1:45.972	+0.108	15:53:02.469
5	1:45.864		15:54:48.333

(72) Glenn BURTENSHAW

1	1:53.241	+5.612	15:47:37.197
2	1:49.271	+1.642	15:49:26.468
3	1:47.694	+0.065	15:51:14.162
4	1:47.629		15:53:01.791
5	1:47.941	+0.312	15:54:49.732

(3) Ross MARSHALL

1	1:54.051	+7.489	15:47:38.989
2	1:50.261	+3.699	15:49:29.250
3	1:46.979	+0.417	15:51:16.229
4	1:46.562		15:53:02.791
5	1:49.437	+2.875	15:54:52.228

(8) Nick BRACE

1	1:54.719	+8.145	15:47:37.920
2	1:50.955	+4.381	15:49:28.875
3	1:46.821	+0.247	15:51:15.696
4	1:46.574		15:53:02.270
5	1:52.447	+5.873	15:54:54.717

(69) Gerard McCOSH

1	1:56.288	+7.957	15:47:40.689
2	1:50.025	+1.694	15:49:30.714
3	1:49.477	+1.146	15:51:20.191
4	1:50.378	+2.047	15:53:10.569
5	1:48.331		15:54:58.900

(46) Colin ATKINSON

1	1:53.650	+3.552	15:47:37.061
2	1:51.669	+1.571	15:49:28.730
3	1:50.188	+0.090	15:51:18.918

Lap	Lap Tm	Diff	Time of Day
-----	--------	------	-------------

4	1:51.596	+1.498	15:53:10.514
5	1:50.098		15:55:00.612

(03) John MARSHALL

1	2:06.668	+19.572	15:47:49.684
2	1:48.390	+1.294	15:49:38.074
3	1:48.043	+0.947	15:51:26.117
4	1:47.598	+0.502	15:53:13.715
5	1:47.096		15:55:00.811

(9) Paul O'BRIEN

1	1:57.402	+9.285	15:47:42.516
2	1:50.176	+2.059	15:49:32.692
3	1:50.087	+1.970	15:51:22.779
4	1:49.961	+1.844	15:53:12.740
5	1:48.117		15:55:00.857

(53) Dominic SPURR

1	1:56.115	+5.593	15:47:41.166
2	1:50.841	+0.319	15:49:32.007
3	1:50.566	+0.044	15:51:22.573
4	1:52.384	+1.862	15:53:14.957
5	1:50.522		15:55:05.479

(7) Carol BROWN

1	2:06.828	+18.783	15:47:50.224
2	1:48.449	+0.404	15:49:38.673
3	1:49.442	+1.397	15:51:28.115
4	1:48.045		15:53:16.160
5	1:49.370	+1.325	15:55:05.530

(71) Alasdair THOM

1	1:58.894	+9.122	15:47:42.083
2	1:51.956	+2.184	15:49:34.039
3	1:49.772		15:51:23.811
4	1:52.209	+2.437	15:53:16.020
5	1:50.515	+0.743	15:55:06.535

(45) Guiseppe PALAZZO

1	1:58.550	+5.488	15:47:43.992
2	1:53.465	+0.403	15:49:37.457
3	1:53.719	+0.657	15:51:31.176
4	1:53.062		15:53:24.238
5	1:55.342	+2.280	15:55:19.580

(50) Paul McKAY

1	1:57.423	+3.926	15:47:43.599
2	1:53.497		15:49:37.096
3	1:53.700	+0.203	15:51:30.796
4	1:53.971	+0.474	15:53:24.767
5	1:55.957	+2.460	15:55:20.724

(88) Jeff PRITCHARD

1	1:58.720	+5.326	15:47:44.561
2	1:53.394		15:49:37.955
3	1:53.466	+0.072	15:51:31.421
4	1:54.112	+0.718	15:53:25.533
5	1:56.190	+2.796	15:55:21.723

(80) Kevan FEARNLEY

1	2:04.935	+2.692	15:47:51.136
---	----------	--------	--------------

Lap	Lap Tm	Diff	Time of Day
-----	--------	------	-------------

2	2:02.533	+0.290	15:49:53.669
3	2:02.605	+0.362	15:51:56.274
4	2:02.243		15:53:58.517
5	2:03.012	+0.769	15:56:01.529

(38) Errico PALAZZO

1	1:53.280	+1.907	15:47:35.879
2	1:52.605	+1.232	15:49:28.484
3	1:51.373		15:51:19.857
4	1:51.974	+0.601	15:53:11.831

(17) Billy WAIT

1	1:56.131	+6.431	15:47:41.525
2	1:49.700		15:49:31.225
3	1:49.738	+0.038	15:51:20.963
4	1:51.263	+1.563	15:53:12.226

(27) Chris HYNDS

1	1:51.714	+1.057	15:47:34.019
2	1:56.392	+5.735	15:49:30.411
3	1:52.192	+1.535	15:51:22.603
4	1:50.657		15:53:13.260

(26) Scott HYNDS

1	1:58.241	+9.309	15:47:42.108
2	1:50.055	+1.123	15:49:32.163
3	1:48.932		15:51:21.095

Scottish Legend Car Championship

Cadwell Park 2.173 Miles

Race 5 - Second Race (2A)

04/06/2011 15:35

Race (5 Laps) started at 15:45:41

Competitors	Laps					
	0	1	2	3	4	5
Dean BRACE (32)	1	32	32	32	32	32
Chris HYNDS (27)	2	27	99	99	99	18 18
Errico PALAZZO (38)	3	38	27	18	18	99 99
Robbie BURGOYNE (99)	4	99	38	72	72	72 5
John MARSHALL (03)	5	03	46	38	8	8 72
Alasdair THOM (71)	6	71	72	46	3	5 3
Nick BRACE (8)	7	8	18	8	5	3 8
Carol BROWN (7)	8	7	8	3	46	46 69
Colin ATKINSON (46)	9	46	3	5	38	69 46
Scott HYNDS (26)	10	26	5	27	69	38 03
Glenn BURTENSHAW (72)	11	72	69	69	17	17 9
Ross MICKEL (18)	12	18	53	17	26	9 53
Gerard McCOSH (69)	13	69	17	53	53	27 7
David HUNTER (6)	14	6	71	26	27	03 71
Lee FITZPATRICK (4)	15	4	26	9	9	53 45
Jon HIGGINS (5)	16	5	9	71	71	71 50
Ross MARSHALL (3)	17	3	50	50	03	7 88
Dominic SPURR (53)	18	53	45	45	7	45 80
Paul O'BRIEN (9)	19	9	88	88	50	50
Billy WAIT (17)	20	17	03	03	45	88
Guisepe PALAZZO (45)	21	45	7	7	88	80
Jeff PRITCHARD (88)	22	88	80	80	80	
Paul McKAY (50)	23	50				
Kevan FEARNLEY (80)	24	80				

Clerk of the Course

Orbits 4

Sig. Time
 Chief Timekeeper - Ian Sharp (SMART)
 Results on www.mylaps.com & www.smart-timing.co.uk

www.amb-it.com
www.mylaps.com
 Licensed to: SMART

BRSCC Formula Jedi Championship

Cadwell Park 2.173 Miles

Race 6 - First Race

04/06/2011 16:00

Race started at 16:21:01

Pos	No.	Name	Make/Model	CC	Class Cod	Laps	Total Tm	Diff	Best Tm	Best Spd
1	66	James FLETCHER	Jedi Mk6	1000		14	19:44.387		1:23.118	94.117
2	55	Daniel COOK	Jedi Mk6	1000		14	19:56.881	12.494	1:23.753	93.403
3	42	Paul BUTCHER	Jedi Mk6	1000		14	20:02.050	17.663	1:23.869	93.274
4	5	Barry ARMSTRONG	Jedi Mk6	1000		14	20:09.940	25.553	1:24.885	92.158
5	28	Matthew BETT	Jedi Mk6	1000		14	20:10.869	26.482	1:24.507	92.570
6	17	Martin BOAKES	Jedi Mk6	1000		14	20:23.892	39.505	1:24.747	92.308
7	38	Andrew WARD	Jedi Mk6	1000		14	20:31.571	47.184	1:25.499	91.496
8	14	Adam WALKER	Jedi Mk6	1000		14	20:56.664	1:12.277	1:27.483	89.421
9	99	Michael WATTON	Jedi Mk6	1000		14	21:01.514	1:17.127	1:27.612	89.289
10	25	Ian BLUNT	Jedi Mk6	1000		11	20:03.574	3 Laps	1:44.843	74.614
Not classified (80% = 11 Laps)										
DNF	41	Mark GELLATLY	Jedi Mk6	1000		11	15:58.003	DNF	1:25.193	91.824
DNF	4	Richard MITCHAM	Jedi Mk6	1000		10	14:04.751	DNF	1:21.815	95.616
DNF	6	Scott STEVENS	Jedi Mk6	1000		4	5:44.877	DNF	1:23.719	93.441
DNS	16	Dan CLOWES	Jedi Mk6	1000				DNS		-
DNS	82	Nathan WRIGHT	Jedi Mk6	1000				DNS		-

Margin of Victory	Avg. Speed	Best Lap Tm	Best Spd	Best Lap by
12.494	92.469	1:21.815	95.616	4 - Richard MITCHAM

Clerk of the Course

Orbits 4

Sig.

Time

www.amb-it.com

Chief Timekeeper - Ian Sharp (SMART)

www.mylaps.com

Results on www.mylaps.com & www.smart-timing.co.uk

Licensed to: SMART

BRSCC Club Race Meeting

BRSCC Formula Jedi Championship

Cadwell Park 2.173 Miles

Race 6 - First Race

04/06/2011 16:00

Race started at 16:21:01

Lap	Lap Tm	Diff	Time of Day
(66) James FLETCHER			
1	1:28.423	+5.305	16:22:32.431
2	1:24.154	+1.036	16:23:56.585
3	1:23.564	+0.446	16:25:20.149
4	1:23.395	+0.277	16:26:43.544
5	1:23.601	+0.483	16:28:07.145
6	1:23.589	+0.471	16:29:30.734
7	1:23.189	+0.071	16:30:53.923
8	1:23.856	+0.738	16:32:17.779
9	1:23.541	+0.423	16:33:41.320
10	1:23.859	+0.741	16:35:05.179
11	1:23.118		16:36:28.297
12	1:27.183	+4.065	16:37:55.480
13	1:25.192	+2.074	16:39:20.672
14	1:25.675	+2.557	16:40:46.347

Lap	Lap Tm	Diff	Time of Day
(55) Daniel COOK			
1	1:28.581	+4.828	16:22:33.048
2	1:24.928	+1.175	16:23:57.976
3	1:23.945	+0.192	16:25:21.921
4	1:24.029	+0.276	16:26:45.950
5	1:24.628	+0.875	16:28:10.578
6	1:24.857	+1.104	16:29:35.435
7	1:23.753		16:30:59.188
8	1:24.433	+0.680	16:32:23.621
9	1:24.628	+0.875	16:33:48.249
10	1:24.720	+0.967	16:35:12.969
11	1:28.239	+4.486	16:36:41.208
12	1:25.148	+1.395	16:38:06.356
13	1:25.125	+1.372	16:39:31.481
14	1:27.360	+3.607	16:40:58.841

Lap	Lap Tm	Diff	Time of Day
(42) Paul BUTCHER			
1	1:30.189	+6.320	16:22:34.636
2	1:24.776	+0.907	16:23:59.412
3	1:24.787	+0.918	16:25:24.199
4	1:24.642	+0.773	16:26:48.841
5	1:25.178	+1.309	16:28:14.019
6	1:25.438	+1.569	16:29:39.457
7	1:24.049	+0.180	16:31:03.506
8	1:24.475	+0.606	16:32:27.981
9	1:23.869		16:33:51.850
10	1:24.853	+0.984	16:35:16.703
11	1:26.752	+2.883	16:36:43.455
12	1:25.823	+1.954	16:38:09.278
13	1:25.814	+1.945	16:39:35.092
14	1:28.918	+5.049	16:41:04.010

Lap	Lap Tm	Diff	Time of Day
(5) Barry ARMSTRONG			
1	1:30.289	+5.404	16:22:35.471
2	1:25.485	+0.600	16:24:00.956
3	1:24.885		16:25:25.841
4	1:24.918	+0.033	16:26:50.759
5	1:25.675	+0.790	16:28:16.434
6	1:25.433	+0.548	16:29:41.867
7	1:25.064	+0.179	16:31:06.931
8	1:25.109	+0.224	16:32:32.040
9	1:26.043	+1.158	16:33:58.083
10	1:26.311	+1.426	16:35:24.394
11	1:28.411	+3.526	16:36:52.805

Lap	Lap Tm	Diff	Time of Day
12	1:26.845	+1.960	16:38:19.650
13	1:26.383	+1.498	16:39:46.033
14	1:25.867	+0.982	16:41:11.900
(28) Matthew BETT			
1	1:32.334	+7.827	16:22:38.083
2	1:26.900	+2.393	16:24:04.983
3	1:25.507	+1.000	16:25:30.490
4	1:25.131	+0.624	16:26:55.621
5	1:25.704	+1.197	16:28:21.325
6	1:26.934	+2.427	16:29:48.259
7	1:24.961	+0.454	16:31:13.220
8	1:25.254	+0.747	16:32:38.474
9	1:26.279	+1.772	16:34:04.753
10	1:24.971	+0.464	16:35:29.724
11	1:27.732	+3.225	16:36:57.456
12	1:25.908	+1.401	16:38:23.364
13	1:24.958	+0.451	16:39:48.322
14	1:24.507		16:41:12.829

Lap	Lap Tm	Diff	Time of Day
(17) Martin BOAKES			
1	1:32.232	+7.485	16:22:41.576
2	1:27.118	+2.371	16:24:08.694
3	1:25.506	+0.759	16:25:34.200
4	1:25.498	+0.751	16:26:59.698
5	1:24.747		16:28:24.445
6	1:25.990	+1.243	16:29:50.435
7	1:25.291	+0.544	16:31:15.726
8	1:24.939	+0.192	16:32:40.665
9	1:26.261	+1.514	16:34:06.926
10	1:25.828	+1.081	16:35:32.754
11	1:28.000	+3.253	16:37:00.754
12	1:29.038	+4.291	16:38:29.792
13	1:28.543	+3.796	16:39:58.335
14	1:27.517	+2.770	16:41:25.852

Lap	Lap Tm	Diff	Time of Day
(38) Andrew WARD			
1	1:31.472	+5.973	16:22:36.967
2	1:26.852	+1.353	16:24:03.819
3	1:25.585	+0.086	16:25:29.404
4	1:25.499		16:26:54.903
5	1:25.857	+0.358	16:28:20.760
6	1:26.283	+0.784	16:29:47.043
7	1:25.700	+0.201	16:31:12.743
8	1:26.628	+1.129	16:32:39.371
9	1:26.032	+0.533	16:34:05.403
10	1:26.007	+0.508	16:35:31.410
11	1:27.597	+2.098	16:36:59.007
12	1:26.377	+0.878	16:38:25.384
13	1:40.183	+14.684	16:40:05.567
14	1:27.964	+2.465	16:41:33.531

Lap	Lap Tm	Diff	Time of Day
(14) Adam WALKER			
1	1:34.831	+7.348	16:22:41.520
2	1:29.744	+2.261	16:24:11.264
3	1:28.614	+1.131	16:25:39.878
4	1:28.819	+1.336	16:27:08.697
5	1:28.768	+1.285	16:28:37.465
6	1:29.480	+1.997	16:30:06.945
7	1:29.858	+2.375	16:31:36.803
8	1:27.483		16:33:04.286

Lap	Lap Tm	Diff	Time of Day
9	1:27.893	+0.410	16:34:32.179
10	1:27.538	+0.055	16:35:59.717
11	1:30.123	+2.640	16:37:29.840
12	1:30.255	+2.772	16:39:00.095
13	1:29.057	+1.574	16:40:29.152
14	1:29.472	+1.989	16:41:58.624
(99) Michael WATTON			
1	1:36.541	+8.929	16:22:44.352
2	1:32.051	+4.439	16:24:16.403
3	1:30.155	+2.543	16:25:46.558
4	1:29.395	+1.783	16:27:15.953
5	1:28.131	+0.519	16:28:44.084
6	1:27.612		16:30:11.696
7	1:28.357	+0.745	16:31:40.053
8	1:27.845	+0.233	16:33:07.898
9	1:27.693	+0.081	16:34:35.591
10	1:29.384	+1.772	16:36:04.975
11	1:31.322	+3.710	16:37:36.297
12	1:29.725	+2.113	16:39:06.022
13	1:28.969	+1.357	16:40:34.991
14	1:28.483	+0.871	16:42:03.474

Lap	Lap Tm	Diff	Time of Day
(25) Ian BLUNT			
1	1:44.843		16:22:51.778
2	1:47.762	+2.919	16:24:39.540
3	1:48.150	+3.307	16:26:27.690
4	1:49.333	+4.490	16:28:17.023
5	1:48.521	+3.678	16:30:05.544
6	1:47.438	+2.595	16:31:52.982
7	1:45.815	+0.972	16:33:38.797
8	1:47.684	+2.841	16:35:26.481
9	1:55.585	+10.742	16:37:22.066
10	1:52.185	+7.342	16:39:14.251
11	1:51.283	+6.440	16:41:05.534

Lap	Lap Tm	Diff	Time of Day
(41) Mark GELLATLY			
1	1:30.808	+5.615	16:22:36.292
2	1:25.882	+0.689	16:24:02.174
3	1:26.249	+1.056	16:25:28.423
4	1:25.491	+0.298	16:26:53.914
5	1:26.187	+0.994	16:28:20.101
6	1:26.445	+1.252	16:29:46.546
7	1:25.193		16:31:11.739
8	1:26.412	+1.219	16:32:38.151
9	1:28.306	+3.113	16:34:06.457
10	1:25.861	+0.668	16:35:32.318
11	1:27.645	+2.452	16:36:59.963

Lap	Lap Tm	Diff	Time of Day
(4) Richard MITCHAM			
1	1:29.436	+7.621	16:22:37.147
2	1:25.059	+3.244	16:24:02.206
3	1:23.730	+1.915	16:25:25.936
4	1:23.233	+1.418	16:26:49.169
5	1:25.072	+3.257	16:28:14.241
6	1:22.885	+1.070	16:29:37.126
7	1:22.348	+0.533	16:30:59.474
8	1:23.245	+1.430	16:32:22.719
9	1:22.177	+0.362	16:33:44.896
10	1:21.815		16:35:06.711

Clerk of the Course

Orbits 4

Sig. Time
 Chief Timekeeper - Ian Sharp (SMART)
 Results on www.mylaps.com & www.smart-timing.co.uk

www.amb-it.com
www.mylaps.com
 Licensed to: SMART

BRSCC Club Race Meeting

BRSCC Formula Jedi Championship

Cadwell Park 2.173 Miles

Race 6 - First Race

04/06/2011 16:00

Race started at 16:21:01

Lap	Lap Tm	Diff	Time of Day
(6) Scott STEVENS			
1	1:30.133	+6.414	16:22:34.025
2	1:24.850	+1.131	16:23:58.875
3	1:23.719		16:25:22.594
4	1:24.243	+0.524	16:26:46.837

Lap	Lap Tm	Diff	Time of Day
-----	--------	------	-------------

Lap	Lap Tm	Diff	Time of Day
-----	--------	------	-------------

Clerk of the Course

Orbits 4

Sig. Time

www.amb-it.com

Chief Timekeeper - Ian Sharp (SMART)

www.mylaps.com

Results on www.mylaps.com & www.smart-timing.co.uk

Licensed to: SMART

BRSCC Formula Jedi Championship

Cadwell Park 2.173 Miles

Race 6 - First Race

04/06/2011 16:00

Race started at 16:21:01

Competitors	Laps														
	0	1	2	3	4	5	6	7	8	9	10	11	12	13	14
Scott STEVENS (6)	1	6	66	66	66	66	66	66	66	66	66	66	66	66	66
James FLETCHER (66)	2	66	55	55	55	55	55	55	55	4	4	4	55	55	55
Paul BUTCHER (42)	3	42	6	6	6	6	42	4	4	55	55	55	42	42	42
Daniel COOK (55)	4	55	42	42	42	42	4	42	42	42	42	42	5	5	5
Barry ARMSTRONG (5)	5	5	5	5	4	5	5	5	5	5	5	5	28	28	28
Mark GELLATLY (41)	6	41	41	41	4	5	41	41	41	41	28	28	38	38	17
Andrew WARD (38)	7	38	38	4	41	41	38	38	38	28	38	38	41	17	38
Matthew BETT (28)	8	28	4	38	38	38	28	28	28	38	41	41	17	14	14
Adam WALKER (14)	9	14	28	28	28	28	17	17	17	17	17	17	14	99	99
Ian BLUNT (25)	10	25	14	17	17	17	14	14	14	14	14	14	14	99	
Richard MITCHAM (4)	11	4	17	14	14	14	99	99	99	99	99	99	99	25	
Michael WATTON (99)	12	99	99	99	99	99	25	25	25	25	25	25			
Martin BOAKES (17)	13	17	25	25	25	25									
-	14														
-	15														

Scottish Classic Sports & Saloon Champio

Cadwell Park 2.173 Miles

Race 7 - First Race

04/06/2011 16:35

Race (20:00 Time) started at 16:55:39

Pos	No.	Name	Make/Model	CC	Class Cod	Laps	Total Tm	Diff	Best Tm	Best Spd
1	73	Andrew SMITH	Morgan + 8	3900	CD	12	21:20.670		1:43.012	75.941
2	1	John MARSHALL	Ford Escort	2000	CB	12	21:28.443	7.773	1:44.539	74.831
3	4	Stan BERNARD	Porsche 911	2994	CC	12	21:38.274	17.604	1:46.100	73.730
4	49	Raymond BOYD	Porsche 911	2998	CC	12	21:45.362	24.692	1:46.816	73.236
5	57	Roy SMITH	Ford Capri Pirana	4948	CD	12	21:45.751	25.081	1:46.594	73.389
6	70	Barry RIDDELL	Triumph TR8	3900	CD	12	21:49.196	28.526	1:46.795	73.251
7	55	Robert MARSHALL	Ford Escort RS	1993	CB	12	22:01.418	40.748	1:47.036	73.086
8	29	Richard MERRELL	Alfa Giulia GT	1995	CB	12	22:02.885	42.215	1:48.428	72.147
9	14	Tim REID	Marcos GT	1660	CB	12	22:29.635	1:08.965	1:49.055	71.733
10	46	Robin BENN	Ford Capri	3000	CC	12	22:33.851	1:13.181	1:51.219	70.337
11	15	Donald LAIRD	Lotus Elan	1558	CB	12	22:51.380	1:30.710	1:50.114	71.043
12	41	Grant ALLAN	Porsche 911	2993	CC	12	23:03.119	1:42.449	1:52.667	69.433
13	45	Nic BOYES	Mini Cooper	1330	CA	12	23:10.203	1:49.533	1:52.458	69.562
14	11	Ian MORTON	MG Midget	1380	CA	12	23:56.042	2:35.372	1:52.785	69.360
15	68	Roger MOTHERWELL	Alfasud Sprint	1490	CA	11	21:34.446	1 Lap	1:52.685	69.422
16	28	Peter HOLDSWORTH	Austin Healey Sprite	1380	CA	10	21:34.315	2 Laps	2:05.813	62.178
17	43	Kenneth BREARLEY	AustinMini	1330	CA	10	21:35.413	2 Laps	2:05.740	62.214

Not classified ()

DNF	47	Keiron BAILLIE	Ford Escort Mk1	1599	CB	9	17:21.978	DNF	1:53.381	68.996
DNF	2	Willy TOYE	Triumph TR8	3900	CD	9	17:57.533	DNF	1:49.688	71.319
DNF	17	Ian DALTRY	Alfasud T1	1490	CA	1	2:30.261	DNF	2:25.011	53.946
DNF	21	Jimmy CROW	Ford Escort	2000	CB		4.953	DNF		-

Announcements

New Track Record (1:43.012) for SMRC Classic S/S (D) by Andrew SMITH.

New Track Record (1:44.539) for SMRC Classic S/S (B) by John MARSHALL.

Margin of Victory	Avg. Speed	Best Lap Tm	Best Spd	Best Lap by
7.773	73.300	1:43.012	75.941	73 - Andrew SMITH

Clerk of the Course

Orbits 4

Sig.

Time

www.amb-it.com

Chief Timekeeper - Ian Sharp (SMART)

www.mylaps.com

Results on www.mylaps.com & www.smart-timing.co.uk

Licensed to: SMART

BRSCC Club Race Meeting

Scottish Classic Sports & Saloon Champio

Cadwell Park 2.173 Miles

Race 7 - First Race

04/06/2011 16:35

Race (20:00 Time) started at 16:55:39

Lap	Lap Tm	Diff	Time of Day
(73) Andrew SMITH			
1	1:48.889	+5.877	16:57:30.173
2	1:43.012		16:59:13.185
3	1:43.354	+0.342	17:00:56.539
4	1:43.373	+0.361	17:02:39.912
5	1:44.676	+1.664	17:04:24.588
6	1:44.843	+1.831	17:06:09.431
7	1:45.643	+2.631	17:07:55.074
8	1:43.881	+0.869	17:09:38.955
9	1:43.889	+0.877	17:11:22.844
10	1:46.526	+3.514	17:13:09.370
11	1:52.497	+9.485	17:15:01.867
12	1:58.253	+15.241	17:17:00.120

Lap	Lap Tm	Diff	Time of Day
(1) John MARSHALL			
1	1:49.420	+4.881	16:57:31.110
2	1:44.539		16:59:15.649
3	1:46.737	+2.198	17:01:02.386
4	1:46.535	+1.996	17:02:48.921
5	1:47.226	+2.687	17:04:36.147
6	1:47.658	+3.119	17:06:23.805
7	1:47.409	+2.870	17:08:11.214
8	1:46.259	+1.720	17:09:57.473
9	1:46.333	+1.794	17:11:43.806
10	1:47.073	+2.534	17:13:30.879
11	1:46.977	+2.438	17:15:17.856
12	1:50.037	+5.498	17:17:07.893

Lap	Lap Tm	Diff	Time of Day
(4) Stan BERNARD			
1	1:51.128	+5.028	16:57:32.936
2	1:47.122	+1.022	16:59:20.058
3	1:47.240	+1.140	17:01:07.298
4	1:46.596	+0.496	17:02:53.894
5	1:47.070	+0.970	17:04:40.964
6	1:47.111	+1.011	17:06:28.075
7	1:46.100		17:08:14.175
8	1:46.356	+0.256	17:10:00.531
9	1:47.251	+1.151	17:11:47.782
10	1:49.209	+3.109	17:13:36.991
11	1:49.088	+2.988	17:15:26.079
12	1:51.645	+5.545	17:17:17.724

Lap	Lap Tm	Diff	Time of Day
(49) Raymond BOYD			
1	1:53.550	+6.734	16:57:36.339
2	1:48.669	+1.853	16:59:25.008
3	1:49.095	+2.279	17:01:14.103
4	1:47.323	+0.507	17:03:01.426
5	1:46.816		17:04:48.242
6	1:48.475	+1.659	17:06:36.717
7	1:49.589	+2.773	17:08:26.306
8	1:46.927	+0.111	17:10:13.233
9	1:48.301	+1.485	17:12:01.534
10	1:47.670	+0.854	17:13:49.204
11	1:48.394	+1.578	17:15:37.598
12	1:47.214	+0.398	17:17:24.812

Lap	Lap Tm	Diff	Time of Day
(57) Roy SMITH			
1	1:52.562	+5.968	16:57:34.975
2	1:47.572	+0.978	16:59:22.547
3	1:48.028	+1.434	17:01:10.575

Lap	Lap Tm	Diff	Time of Day
4	1:46.694	+0.100	17:02:57.269
5	1:46.594		17:04:43.863
6	1:47.946	+1.352	17:06:31.809
7	1:47.774	+1.180	17:08:19.583
8	1:47.696	+1.102	17:10:07.279
9	1:47.555	+0.961	17:11:54.834
10	1:51.933	+5.339	17:13:46.767
11	1:50.316	+3.722	17:15:37.083
12	1:48.118	+1.524	17:17:25.201

Lap	Lap Tm	Diff	Time of Day
(70) Barry RIDDELL			
1	1:53.558	+6.763	16:57:37.780
2	1:49.653	+2.858	16:59:27.433
3	1:48.493	+1.698	17:01:15.926
4	1:48.667	+1.872	17:03:04.593
5	1:48.715	+1.920	17:04:53.308
6	1:48.374	+1.579	17:06:41.682
7	1:47.753	+0.958	17:08:29.435
8	1:48.006	+1.211	17:10:17.441
9	1:48.234	+1.439	17:12:05.675
10	1:46.795		17:13:52.470
11	1:47.220	+0.425	17:15:39.690
12	1:48.956	+2.161	17:17:28.646

Lap	Lap Tm	Diff	Time of Day
(55) Robert MARSHALL			
1	1:53.620	+6.584	16:57:37.319
2	1:49.098	+2.062	16:59:26.417
3	1:48.251	+1.215	17:01:14.668
4	1:47.260	+0.224	17:03:01.928
5	1:47.248	+0.212	17:04:49.176
6	1:51.761	+4.725	17:06:40.937
7	1:47.648	+0.612	17:08:28.585
8	1:47.036		17:10:15.621
9	1:58.008	+10.972	17:12:13.629
10	1:48.653	+1.617	17:14:02.282
11	1:48.749	+1.713	17:15:51.031
12	1:49.837	+2.801	17:17:40.868

Lap	Lap Tm	Diff	Time of Day
(29) Richard MERRELL			
1	1:56.961	+8.533	16:57:40.227
2	1:50.403	+1.975	16:59:30.630
3	1:49.498	+1.070	17:01:20.128
4	1:48.784	+0.356	17:03:08.912
5	1:48.478	+0.050	17:04:57.390
6	1:48.428		17:06:45.818
7	1:50.404	+1.976	17:08:36.222
8	1:48.644	+0.216	17:10:24.866
9	1:49.820	+1.392	17:12:14.686
10	1:48.608	+0.180	17:14:03.294
11	1:48.863	+0.435	17:15:52.157
12	1:50.178	+1.750	17:17:42.335

Lap	Lap Tm	Diff	Time of Day
(14) Tim REID			
1	2:03.076	+14.021	16:57:48.235
2	1:52.189	+3.134	16:59:40.424
3	1:53.185	+4.130	17:01:33.609
4	1:52.363	+3.308	17:03:25.972
5	1:51.570	+2.515	17:05:17.542
6	1:50.046	+0.991	17:07:07.588
7	1:49.702	+0.647	17:08:57.290
8	1:51.770	+2.715	17:10:49.060

Lap	Lap Tm	Diff	Time of Day
9	1:49.055		17:12:38.115
10	1:49.689	+0.634	17:14:27.804
11	1:49.636	+0.581	17:16:17.440
12	1:51.645	+2.590	17:18:09.085

Lap	Lap Tm	Diff	Time of Day
(46) Robin BENN			
1	1:57.292	+6.073	16:57:42.294
2	1:51.875	+0.656	16:59:34.169
3	1:51.662	+0.443	17:01:25.831
4	1:51.859	+0.640	17:03:17.690
5	1:51.390	+0.171	17:05:09.080
6	1:52.703	+1.484	17:07:01.783
7	1:52.329	+1.110	17:08:54.112
8	1:52.382	+1.163	17:10:46.494
9	1:51.309	+0.090	17:12:37.803
10	1:52.135	+0.916	17:14:29.938
11	1:51.219		17:16:21.157
12	1:52.144	+0.925	17:18:13.301

Lap	Lap Tm	Diff	Time of Day
(15) Donald LAIRD			
1	2:04.216	+14.102	16:57:49.744
2	1:54.763	+4.649	16:59:44.507
3	1:53.723	+3.609	17:01:38.230
4	1:53.377	+3.263	17:03:31.607
5	1:52.607	+2.493	17:05:24.214
6	1:53.288	+3.174	17:07:17.502
7	1:53.871	+3.757	17:09:11.373
8	1:53.455	+3.341	17:11:04.828
9	1:52.381	+2.267	17:12:57.209
10	1:50.137	+0.023	17:14:47.346
11	1:50.114		17:16:37.460
12	1:53.370	+3.256	17:18:30.830

Lap	Lap Tm	Diff	Time of Day
(41) Grant ALLAN			
1	2:01.489	+8.822	16:57:47.758
2	1:56.073	+3.406	16:59:43.831
3	1:54.007	+1.340	17:01:37.838
4	1:53.274	+0.607	17:03:31.112
5	1:52.667		17:05:23.779
6	1:52.774	+0.107	17:07:16.553
7	1:54.620	+1.953	17:09:11.173
8	1:54.053	+1.386	17:11:05.226
9	1:53.598	+0.931	17:12:58.824
10	1:53.548	+0.881	17:14:52.372
11	1:52.805	+0.138	17:16:45.177
12	1:57.392	+4.725	17:18:42.569

Lap	Lap Tm	Diff	Time of Day
(45) Nic BOYES			
1	2:04.522	+12.064	16:57:49.773
2	1:56.616	+4.158	16:59:46.389
3	1:54.483	+2.025	17:01:40.872
4	1:54.966	+2.508	17:03:35.838
5	1:53.581	+1.123	17:05:29.419
6	1:55.517	+3.059	17:07:24.936
7	1:53.654	+1.196	17:09:18.590
8	1:54.300	+1.842	17:11:12.890
9	1:52.458		17:13:05.348
10	1:55.423	+2.965	17:15:00.771
11	1:54.005	+1.547	17:16:54.776
12	1:54.877	+2.419	17:18:49.653

Clerk of the Course

Sig. Time
 Chief Timekeeper - Ian Sharp (SMART)
 Results on www.mylaps.com & www.smart-timing.co.uk

Orbits 4

www.amb-it.com
 www.mylaps.com
 Licensed to: SMART

BRSCC Club Race Meeting

Scottish Classic Sports & Saloon Champio

Cadwell Park 2.173 Miles

Race 7 - First Race

04/06/2011 16:35

Race (20:00 Time) started at 16:55:39

Lap	Lap Tm	Diff	Time of Day
(11) Ian MORTON			
1	2:03.176	+10.391	16:57:49.113
2	1:56.782	+3.997	16:59:45.895
3	1:54.240	+1.455	17:01:40.135
4	1:53.835	+1.050	17:03:33.970
5	1:54.867	+2.082	17:05:28.837
6	1:55.208	+2.423	17:07:24.045
7	1:53.952	+1.167	17:09:17.997
8	1:54.217	+1.432	17:11:12.214
9	1:52.785		17:13:04.999
10	1:55.030	+2.245	17:15:00.029
11	1:57.982	+5.197	17:16:58.011
12	2:37.481	+44.696	17:19:35.492

(68) Roger MOTHERWELL			
1	2:03.468	+10.783	16:57:51.211
2	1:57.496	+4.811	16:59:48.707
3	1:54.790	+2.105	17:01:43.497
4	1:55.634	+2.949	17:03:39.131
5	1:56.080	+3.395	17:05:35.211
6	1:53.420	+0.735	17:07:28.631
7	1:52.685		17:09:21.316
8	1:54.004	+1.319	17:11:15.320
9	2:01.381	+8.696	17:13:16.701
10	1:57.410	+4.725	17:15:14.111
11	1:59.785	+7.100	17:17:13.896

(28) Peter HOLDSWORTH			
1	2:11.591	+5.778	16:57:59.278
2	2:08.852	+3.039	17:00:08.130
3	2:08.293	+2.480	17:02:16.423
4	2:07.420	+1.607	17:04:23.843
5	2:10.538	+4.725	17:06:34.381
6	2:07.548	+1.735	17:08:41.929
7	2:08.681	+2.868	17:10:50.610
8	2:05.813		17:12:56.423
9	2:10.123	+4.310	17:15:06.546
10	2:07.219	+1.406	17:17:13.765

(43) Kenneth BREARLEY			
1	2:13.850	+8.110	16:58:01.578
2	2:09.282	+3.542	17:00:10.860
3	2:07.637	+1.897	17:02:18.497
4	2:07.169	+1.429	17:04:25.666
5	2:10.097	+4.357	17:06:35.763
6	2:07.590	+1.850	17:08:43.353
7	2:08.530	+2.790	17:10:51.883
8	2:05.740		17:12:57.623
9	2:09.915	+4.175	17:15:07.538
10	2:07.325	+1.585	17:17:14.863

(47) Keiron BAILLIE			
1	2:00.293	+6.912	16:57:45.761
2	1:54.235	+0.854	16:59:39.996
3	1:54.291	+0.910	17:01:34.287
4	1:53.381		17:03:27.668
5	1:53.634	+0.253	17:05:21.302
6	1:54.427	+1.046	17:07:15.729
7	1:54.400	+1.019	17:09:10.129
8	1:53.802	+0.421	17:11:03.931
9	1:57.497	+4.116	17:13:01.428

Lap	Lap Tm	Diff	Time of Day
(2) Willy TOYE			
1	1:59.317	+9.629	16:57:45.582
2	1:49.688		16:59:35.270
3	1:50.826	+1.138	17:01:26.096
4	1:52.800	+3.112	17:03:18.896
5	1:50.257	+0.569	17:05:09.153
6	2:13.911	+24.223	17:07:23.064
7	1:53.494	+3.806	17:09:16.558
8	1:57.218	+7.530	17:11:13.776
9	2:23.207	+33.519	17:13:36.983

(17) Ian DALTRY			
1	2:25.011		16:58:09.711

Clerk of the Course

Sig. Time
 Chief Timekeeper - Ian Sharp (SMART)
 Results on www.mylaps.com & www.smart-timing.co.uk

Orbits 4

www.amb-it.com
www.mylaps.com
 Licensed to: SMART

Scottish Classic Sports & Saloon Champio

Cadwell Park 2.173 Miles

Race 7 - First Race

04/06/2011 16:35

Race (20:00 Time) started at 16:55:39

Competitors	Laps												
	0	1	2	3	4	5	6	7	8	9	10	11	12
Andrew SMITH (73)	1	73	73	73	73	73	73	73	73	73	73	73	73
John MARSHALL (1)	2	1	1	1	1	1	1	1	1	1	1	1	1
Stan BERNARD (4)	3	4	4	4	4	4	4	4	4	4	4	4	4
Roy SMITH (57)	4	57	57	57	57	57	57	57	57	57	57	57	49
Raymond BOYD (49)	5	49	49	49	49	49	49	49	49	49	49	49	57
Richard MERRELL (29)	6	29	55	55	55	55	55	55	55	70	70	70	70
Robert MARSHALL (55)	7	55	70	70	70	70	70	70	70	55	55	55	55
Barry RIDDELL (70)	8	70	29	29	29	29	29	29	29	29	29	29	29
Jimmy CROW (21)	9	21	46	46	46	46	46	46	46	46	14	14	14
Ian DALTRY (17)	10	17	2	2	2	2	2	14	14	14	14	46	46
Robin BENN (46)	11	46	47	47	14	14	14	47	47	47	15	15	15
Tim REID (14)	12	14	41	14	47	47	47	41	41	15	41	41	41
Nic BOYES (45)	13	45	14	41	41	41	41	15	15	41	47	11	45
Keiron BAILLIE (47)	14	47	11	15	15	15	15	2	2	11	11	45	11
Donald LAIRD (15)	15	15	15	11	11	11	11	11	11	45	45	68	68
Ian MORTON (11)	16	11	45	45	45	45	45	45	2	68	28		
Willy TOYE (2)	17	2	68	68	68	68	68	68	68	2	43		
Grant ALLAN (41)	18	41	28	28	28	28	28	28	28	28			
Peter HOLDSWORTH (28)	19	28	43	43	43	43	43	43	43	43			
Kenneth BREARLEY (43)	20	43	17										
Roger MOTHERWELL (68)	21	68											

POLE POSITION

1	1 73 Andrew SMITH 12
2	3 4 Stan BERNARD 12
3	5 57 Roy SMITH 12
4	7 55 Robert MARSHALL 12
5	9 14 Tim REID 12
6	11 15 Donald LAIRD 12
7	13 45 Nic BOYES 12
8	15 68 Roger MOTHERWELL 11
9	17 43 Kenneth BREARLEY 10
10	19 2 Willy TOYE 9

2	1 John MARSHALL 12
4	49 Raymond BOYD 12
6	70 Barry RIDDELL 12
8	29 Richard MERRELL 12
10	46 Robin BENN 12
12	41 Grant ALLAN 12
14	11 Ian MORTON 12
16	28 Peter HOLDSWORTH 10
18	47 Keiron BAILLIE 9
20	17 Ian DALTRY 1

11

21

21 Jimmy CROW

Drayton Manor Park MG Metro Cup

Cadwell Park 2.173 Miles

Race 8

04/06/2011 17:10

Race (15:00 Time) started at 17:44:15

Pos	No.	Name	Make/Model	CC	Class Cod	Laps	Total Tm	Diff	Best Tm	Best Spd
1	97	Andrew ASHTON	Rover Metro GTi	1396	C	9	16:16.176		1:46.849	73.214
2	28	Mike WILLIAMS	Rover Metro	1400	C	9	16:18.866	2.690	1:47.074	73.060
3	69	James DUNKLEY	MG Metro	1293	C	9	16:35.666	19.490	1:48.886	71.844
4	14	Mark BELLAMY	MG Metro	1380	C	9	16:36.265	20.089	1:49.080	71.716
5	96	Dick TREVETT	MG Metro Turbo	1293	C	9	16:42.741	26.565	1:49.840	71.220
6	1	Lee McNAMARA	MG Metro	1300	B	9	16:58.238	42.062	1:51.367	70.243
7	19	Tom SANDERSON	Rover Metro GTi	1400	B	9	17:00.994	44.818	1:51.534	70.138
8	12	Iain PATERSON	Rover Metro Gti	1398	B	9	17:09.071	52.895	1:52.413	69.590
9	49	Richard GARRARD	MG Metro	1293	C	9	17:18.898	1:02.722	1:52.462	69.559
10	94	Thomas GRAINGER	Rover 100GTi	1400	B	9	17:20.692	1:04.516	1:53.372	69.001
11	58	Michael HARRIS	MG Metro	1380	C	9	17:22.671	1:06.495	1:52.936	69.268
12	43	Oliver James WEBB	Rover Metro GTi	1396	B	9	17:32.091	1:15.915	1:54.023	68.607
13	10	Miles GENTLE	Rover Metro	1396	B	9	17:54.347	1:38.171	1:57.495	66.580
14	45	Simon WILSON	Rover Metro GTi	1400	B	9	17:55.121	1:38.945	1:57.129	66.788
15	26	Derek FACER	MG Metro	1293	B	9	17:55.499	1:39.323	1:57.271	66.707
16	27	Jonathon AGAR	Rover Metro ZR	1400	A	8	16:25.168	1 Lap	2:00.341	65.005
17	66	Justin MARSDEN	MG Metro	1275	A	8	16:26.868	1 Lap	2:00.489	64.925

Not classified ()

DNF	33	Jonathan WOODCOCK	MG Metro	1300	B	6	11:50.333	DNF	1:54.505	68.318
DNS	7	Tony HOWE	MG Metro	1293	C			DNS	-	-
DNS	20	David HEASMAN	Rover Metro	1400	B			DNS	-	-
DNS	90	Terry BRACEY WRIGHT	MG Metro	1275	A			DNS	-	-
DNS	29	Timothy DAVIES	Metro GTi	1400	B			DNS	-	-

Announcements

RED FLAG - Lap 1 - Race re-started over 15 minutes.

New Track Record (1:46.849) for MG Metro Cup (C) by Andrew ASHTON.

New Track Record (1:51.367) for MG Metro Cup (B) by Lee McNAMARA.

New Track Record (2:00.489) for MG Metro Cup (A) by Justin MARSDEN.

Margin of Victory	Avg. Speed	Best Lap Tm	Best Spd	Best Lap by
2.690	72.123	1:46.849	73.214	97 - Andrew ASHTON

Clerk of the Course

Orbits 4

Sig.

Time

www.amb-it.com

Chief Timekeeper - Ian Sharp (SMART)

www.mylaps.com

Results on www.mylaps.com & www.smart-timing.co.uk

Licensed to: SMART

BRSCC Club Race Meeting

Drayton Manor Park MG Metro Cup

Cadwell Park 2.173 Miles

Race 8

04/06/2011 17:10

Race (15:00 Time) started at 17:44:15

Lap	Lap Tm	Diff	Time of Day
(97) Andrew ASHTON			
1	1:54.017	+7.168	17:46:12.403
2	1:47.734	+0.885	17:48:00.137
3	1:46.849		17:49:46.986
4	1:47.314	+0.465	17:51:34.300
5	1:47.158	+0.309	17:53:21.458
6	1:47.235	+0.386	17:55:08.693
7	1:47.504	+0.655	17:56:56.197
8	1:47.735	+0.886	17:58:43.932
9	1:48.104	+1.255	18:00:32.036
(28) Mike WILLIAMS			
1	1:53.788	+6.714	17:46:12.017
2	1:48.775	+1.701	17:48:00.792
3	1:47.074		17:49:47.866
4	1:47.520	+0.446	17:51:35.386
5	1:47.307	+0.233	17:53:22.693
6	1:47.434	+0.360	17:55:10.127
7	1:47.539	+0.465	17:56:57.666
8	1:47.773	+0.699	17:58:45.439
9	1:49.287	+2.213	18:00:34.726
(69) James DUNKLEY			
1	1:54.317	+5.431	17:46:13.514
2	1:50.879	+1.993	17:48:04.393
3	1:49.947	+1.061	17:49:54.340
4	1:49.109	+0.223	17:51:43.449
5	1:48.899	+0.013	17:53:32.348
6	1:50.893	+2.007	17:55:23.241
7	1:48.886		17:57:12.127
8	1:50.289	+1.403	17:59:02.416
9	1:49.110	+0.224	18:00:51.526
(14) Mark BELLAMY			
1	1:54.929	+5.849	17:46:14.353
2	1:49.328	+0.248	17:48:03.681
3	1:49.819	+0.739	17:49:53.500
4	1:49.253	+0.173	17:51:42.753
5	1:49.080		17:53:31.833
6	1:50.395	+1.315	17:55:22.228
7	1:49.219	+0.139	17:57:11.447
8	1:51.423	+2.343	17:59:02.870
9	1:49.255	+0.175	18:00:52.125
(96) Dick TREVETT			
1	1:56.672	+6.832	17:46:16.519
2	1:50.715	+0.875	17:48:07.234
3	1:50.260	+0.420	17:49:57.494
4	1:49.993	+0.153	17:51:47.487
5	1:50.201	+0.361	17:53:37.688
6	1:49.962	+0.122	17:55:27.650
7	1:50.117	+0.277	17:57:17.767
8	1:49.840		17:59:07.607
9	1:50.994	+1.154	18:00:58.601
(1) Lee McNAMARA			
1	1:58.176	+6.809	17:46:18.139
2	1:52.242	+0.875	17:48:10.381
3	1:52.256	+0.889	17:50:02.637
4	1:51.811	+0.444	17:51:54.448

Lap	Lap Tm	Diff	Time of Day
5	1:51.992	+0.625	17:53:46.440
6	1:52.657	+1.290	17:55:39.097
7	1:51.367		17:57:30.464
8	1:51.442	+0.075	17:59:21.906
9	1:52.192	+0.825	18:01:14.098
(19) Tom SANDERSON			
1	1:59.108	+7.574	17:46:20.203
2	1:52.239	+0.705	17:48:12.442
3	1:52.474	+0.940	17:50:04.916
4	1:51.534		17:51:56.450
5	1:51.685	+0.151	17:53:48.135
6	1:51.804	+0.270	17:55:39.939
7	1:51.914	+0.380	17:57:31.853
8	1:51.980	+0.446	17:59:23.833
9	1:53.021	+1.487	18:01:16.854
(12) Iain PATERSON			
1	1:58.615	+6.202	17:46:19.014
2	1:53.306	+0.893	17:48:12.320
3	1:54.034	+1.621	17:50:06.354
4	1:52.413		17:51:58.767
5	1:53.071	+0.658	17:53:51.838
6	1:52.807	+0.394	17:55:44.645
7	1:52.954	+0.541	17:57:37.599
8	1:53.147	+0.734	17:59:30.746
9	1:54.185	+1.772	18:01:24.931
(49) Richard GARRARD			
1	2:03.314	+10.852	17:46:24.963
2	1:55.524	+3.062	17:48:20.487
3	1:53.570	+1.108	17:50:14.057
4	1:54.024	+1.562	17:52:08.081
5	1:53.562	+1.100	17:54:01.643
6	1:52.462		17:55:54.105
7	1:52.701	+0.239	17:57:46.806
8	1:55.188	+2.726	17:59:41.994
9	1:52.764	+0.302	18:01:34.758
(94) Thomas GRAINGER			
1	2:00.870	+7.498	17:46:21.229
2	1:53.673	+0.301	17:48:14.902
3	1:54.136	+0.764	17:50:09.038
4	1:54.283	+0.911	17:52:03.321
5	1:54.581	+1.209	17:53:57.902
6	1:54.519	+1.147	17:55:52.421
7	1:53.699	+0.327	17:57:46.120
8	1:57.060	+3.688	17:59:43.180
9	1:53.372		18:01:36.552
(58) Michael HARRIS			
1	2:02.312	+9.376	17:46:23.794
2	1:52.936		17:48:16.730
3	1:53.985	+1.049	17:50:10.715
4	1:53.403	+0.467	17:52:04.118
5	1:55.011	+2.075	17:53:59.129
6	1:54.269	+1.333	17:55:53.398
7	1:54.851	+1.915	17:57:48.249
8	1:55.675	+2.739	17:59:43.924
9	1:54.607	+1.671	18:01:38.531

Lap	Lap Tm	Diff	Time of Day
(43) Oliver James WEBB			
1	2:02.697	+8.674	17:46:24.463
2	1:57.917	+3.894	17:48:22.380
3	1:54.634	+0.611	17:50:17.014
4	1:54.023		17:52:11.037
5	1:55.185	+1.162	17:54:06.222
6	1:56.622	+2.599	17:56:02.844
7	1:54.975	+0.952	17:57:57.819
8	1:54.974	+0.951	17:59:52.793
9	1:55.158	+1.135	18:01:47.951
(10) Miles GENTLE			
1	2:04.236	+6.741	17:46:26.811
2	1:58.823	+1.328	17:48:25.634
3	1:58.030	+0.535	17:50:23.664
4	1:57.495		17:52:21.159
5	1:57.628	+0.133	17:54:18.787
6	1:57.548	+0.053	17:56:16.335
7	1:57.546	+0.051	17:58:13.881
8	1:58.136	+0.641	18:00:12.017
9	1:58.190	+0.695	18:02:10.207
(45) Simon WILSON			
1	2:06.097	+8.968	17:46:28.544
2	1:58.396	+1.267	17:48:26.940
3	1:58.488	+1.359	17:50:25.428
4	1:57.447	+0.318	17:52:22.875
5	1:57.389	+0.260	17:54:20.264
6	1:57.129		17:56:17.393
7	1:57.900	+0.771	17:58:15.293
8	1:57.905	+0.776	18:00:13.198
9	1:57.783	+0.654	18:02:10.981
(26) Derek FACER			
1	2:04.679	+7.408	17:46:27.309
2	1:58.593	+1.322	17:48:25.902
3	1:58.522	+1.251	17:50:24.424
4	1:57.514	+0.243	17:52:21.938
5	1:57.271		17:54:19.209
6	1:57.606	+0.335	17:56:16.815
7	1:58.399	+1.128	17:58:15.214
8	1:57.357	+0.086	18:00:12.571
9	1:58.788	+1.517	18:02:11.359
(27) Jonathon AGAR			
1	2:06.131	+5.790	17:46:29.993
2	2:01.186	+0.845	17:48:31.179
3	2:00.341		17:50:31.520
4	2:00.758	+0.417	17:52:32.278
5	2:01.966	+1.625	17:54:34.244
6	2:01.814	+1.473	17:56:36.058
7	2:01.847	+1.506	17:58:37.905
8	2:03.123	+2.782	18:00:41.028
(66) Justin MARSDEN			
1	2:06.209	+5.720	17:46:29.799
2	2:02.323	+1.834	17:48:32.122
3	2:01.813	+1.324	17:50:33.935
4	2:02.228	+1.739	17:52:36.163
5	2:01.938	+1.449	17:54:38.101
6	2:00.918	+0.429	17:56:39.019

Clerk of the Course

Orbits 4

Sig. Time
 Chief Timekeeper - Ian Sharp (SMART)
 Results on www.mylaps.com & www.smart-timing.co.uk

www.amb-it.com
 www.mylaps.com
 Licensed to: SMART

BRSCC Club Race Meeting


Drayton Manor Park MG Metro Cup

Cadwell Park 2.173 Miles

Race 8

04/06/2011 17:10

Race (15:00 Time) started at 17:44:15



Lap	Lap Tm	Diff	Time of Day
7	2:00.489		17:58:39.508
8	2:03.220	+2.731	18:00:42.728

(33) Jonathan WOODCOCK

1	2:02.489	+7.984	17:46:24.664
2	1:55.626	+1.121	17:48:20.290
3	2:01.335	+6.830	17:50:21.625
4	1:55.114	+0.609	17:52:16.739
5	1:54.949	+0.444	17:54:11.688
6	1:54.505		17:56:06.193

Lap Lap Tm Diff Time of Day

Lap Lap Tm Diff Time of Day

Clerk of the Course

Orbits 4

Sig. Time

www.amb-it.com

Chief Timekeeper - Ian Sharp (SMART)

www.mylaps.com

Results on www.mylaps.com & www.smart-timing.co.uk

Licensed to: SMART

Drayton Manor Park MG Metro Cup

Cadwell Park 2.173 Miles

Race 8

04/06/2011 17:10

Race (15:00 Time) started at 17:44:15

Competitors	Laps										
	0	1	2	3	4	5	6	7	8	9	
Mike WILLIAMS (28)	1	28	28	97	97	97	97	97	97	97	97
Andrew ASHTON (97)	2	97	97	28	28	28	28	28	28	28	28
James DUNKLEY (69)	3	69	69	14	14	14	14	14	14	69	69
Mark BELLAMY (14)	4	14	14	69	69	69	69	69	14	14	
Dick TREVETT (96)	5	96	96	96	96	96	96	96	96	96	96
Lee McNAMARA (1)	6	1	1	1	1	1	1	1	1	1	1
Thomas GRAINGER (94)	7	94	12	12	19	19	19	19	19	19	19
Iain PATERSON (12)	8	12	19	19	12	12	12	12	12	12	12
Tom SANDERSON (19)	9	19	94	94	94	94	94	94	49	49	
Michael HARRIS (58)	10	58	58	58	58	58	58	49	94	94	
Richard GARRARD (49)	11	49	43	33	49	49	49	49	58	58	58
Oliver James WEBB (43)	12	43	33	49	43	43	43	43	43	43	43
Jonathan WOODCOCK (33)	13	33	49	43	33	33	33	33	10	10	10
Simon WILSON (45)	14	45	10	10	10	10	10	10	26	26	45
Miles GENTLE (10)	15	10	26	26	26	26	26	26	45	45	26
Derek FACER (26)	16	26	45	45	45	45	45	45	27	27	
Justin MARSDEN (66)	17	66	66	27	27	27	27	27	66	66	
Jonathon AGAR (27)	18	27	27	66	66	66	66	66			
-	19										
-	20										
-	21										
-	22										

Scottish Legend Car Championship

Cadwell Park 2.173 Miles

Race 9 - Final (A)

04/06/2011 17:45

Race started at 18:12:01

Pos	No.	Name	Make/Model	CC	Class Cod	Laps	Total Tm	Diff	Best Tm	Best Spd
1	4	Lee FITZPATRICK	Legend	1200	G	6	17:10.033		1:45.027	74.484
2	8	Nick BRACE	34 Ford	1250	G	6	17:10.887	0.854	1:44.850	74.609
3	32	Dean BRACE	Ford Coupe	1250	G	6	17:11.583	1.550	1:45.101	74.431
4	5	Jon HIGGINS	Ford Coupe	1250	G	6	17:11.651	1.618	1:44.508	74.854
5	3	Ross MARSHALL	Ford Coupe	1250	L	6	17:15.806	5.773	1:45.480	74.164
6	6	David HUNTER	Ford Coupe	1250	L	6	17:16.020	5.987	1:46.348	73.559
7	9	Paul O'BRIEN	Legend	1250	L	6	17:18.549	8.516	1:46.713	73.307
8	72	Glenn BURTENSHAW	34 Coupe	1250	L	6	17:19.623	9.590	1:46.247	73.628
9	69	Gerard McCOSH	Ford Coupe	1250	L	6	17:20.626	10.593	1:46.390	73.529
10	7	Carol BROWN	Ford Coupe	1250	L	6	17:31.147	21.114	1:48.011	72.426
11	38	Errico PALAZZO	34 Ford Coupe	1250	L	6	17:33.263	23.230	1:50.652	70.697
12	71	Alasdair THOM	34 Chevy Sedan	1250	L	6	17:33.549	23.516	1:50.451	70.826
13	27	Chris HYNDS	Legend	1250	L	6	17:34.457	24.424	1:50.360	70.884
14	45	Guiseppe PALAZZO	Ford Sedan	1250	L	6	17:34.971	24.938	1:50.105	71.049
15	53	Dominic SPURR	Ford Sedan	1250	G	6	17:35.367	25.334	1:50.625	70.715
16	50	Paul McKAY	34 Chevy Coupe	1250	L	6	17:40.151	30.118	1:51.354	70.252
17	80	Kevan FEARNLEY	37 Ford Sedan	1250	L	6	18:09.900	59.867	1:59.588	65.415

Not classified ()

DNF	99	Robbie BURGOYNE	Chevy Sedan	1250	L	3	11:57.218	DNF	1:48.485	72.110
DNF	03	John MARSHALL	Ford Coupe	1200	L	3	12:00.965	DNF	1:50.306	70.919
DNF	88	Jeff PRITCHARD	Chevy Sedan	1200	L	3	12:04.198	DNF	1:54.588	68.269
DNF	18	Ross MICKEL	Chevy Sedan	1250	L	1	1:53.644	DNF	1:51.319	70.274

Announcements

Class G - Guest drivers

Margin of Victory	Avg. Speed	Best Lap Tm	Best Spd	Best Lap by
0.854	45.568	1:44.508	74.854	5 - Jon HIGGINS

Clerk of the Course

Orbits 4

Sig.

Time

www.amb-it.com

Chief Timekeeper - Ian Sharp (SMART)

www.mylaps.com

Results on www.mylaps.com & www.smart-timing.co.uk

Licensed to: SMART

Lap	Lap Tm	Diff	Time of Day
(4) Lee FITZPATRICK			
1	1:50.862	+5.835	18:13:53.759
2	1:45.218	+0.191	18:15:38.977
3	2:47.243	+1:02.216	18:23:56.322
4	1:45.043	+0.016	18:25:41.365
5	1:45.391	+0.364	18:27:26.756
6	1:45.027		18:29:11.783
(8) Nick BRACE			
1	1:50.713	+5.863	18:13:54.144
2	1:45.945	+1.095	18:15:40.089
3	2:47.317	+1:02.467	18:23:56.829
4	1:44.850		18:25:41.679
5	1:45.679	+0.829	18:27:27.358
6	1:45.279	+0.429	18:29:12.637
(32) Dean BRACE			
1	1:51.309	+6.208	18:13:54.935
2	1:45.842	+0.741	18:15:40.777
3	2:46.728	+1:01.627	18:23:57.182
4	1:45.101		18:25:42.283
5	1:45.422	+0.321	18:27:27.705
6	1:45.628	+0.527	18:29:13.333
(5) Jon HIGGINS			
1	1:52.979	+8.471	18:13:56.814
2	1:46.616	+2.108	18:15:43.430
3	2:45.639	+1:01.131	18:23:58.213
4	1:45.637	+1.129	18:25:43.850
5	1:44.508		18:27:28.358
6	1:45.043	+0.535	18:29:13.401
(3) Ross MARSHALL			
1	1:53.804	+8.324	18:13:57.717
2	1:48.035	+2.555	18:15:45.752
3	2:44.071	+58.591	18:23:59.340
4	1:45.739	+0.259	18:25:45.079
5	1:45.480		18:27:30.559
6	1:46.997	+1.517	18:29:17.556
(6) David HUNTER			
1	1:50.748	+4.400	18:13:53.349
2	1:48.152	+1.804	18:15:41.501
3	2:46.677	+1:00.329	18:23:57.777
4	1:46.872	+0.524	18:25:44.649
5	1:46.773	+0.425	18:27:31.422
6	1:46.348		18:29:17.770
(9) Paul O'BRIEN			
1	1:51.060	+4.347	18:13:53.798
2	1:48.400	+1.687	18:15:42.198
3	2:46.335	+59.622	18:23:58.144
4	1:47.485	+0.772	18:25:45.629
5	1:46.713		18:27:32.342
6	1:47.957	+1.244	18:29:20.299
(72) Glenn BURTENSHAW			
1	1:53.008	+6.761	18:13:56.426
2	1:49.465	+3.218	18:15:45.891
3	2:43.727	+57.480	18:23:59.815

Lap	Lap Tm	Diff	Time of Day
4	1:47.112	+0.865	18:25:46.927
5	1:46.247		18:27:33.174
6	1:48.199	+1.952	18:29:21.373
(69) Gerard McCOSH			
1	1:54.643	+8.253	18:13:58.258
2	1:49.176	+2.786	18:15:47.434
3	2:43.766	+57.376	18:24:00.611
4	1:47.025	+0.635	18:25:47.636
5	1:46.390		18:27:34.026
6	1:48.350	+1.960	18:29:22.376
(7) Carol BROWN			
1	1:55.822	+7.811	18:13:58.897
2	1:49.069	+1.058	18:15:47.966
3	2:43.796	+55.785	18:24:01.245
4	1:48.011		18:25:49.256
5	1:48.873	+0.862	18:27:38.129
6	1:54.768	+6.757	18:29:32.897
(38) Errico PALAZZO			
1	1:55.875	+5.223	18:13:58.004
2	1:50.942	+0.290	18:15:48.946
3	2:43.739	+53.087	18:24:01.883
4	1:50.652		18:25:52.535
5	1:51.807	+1.155	18:27:44.342
6	1:50.671	+0.019	18:29:35.013
(71) Alasdair THOM			
1	1:56.746	+6.295	18:13:59.473
2	1:50.451		18:15:49.924
3	2:43.804	+53.353	18:24:02.544
4	1:50.756	+0.305	18:25:53.300
5	1:51.361	+0.910	18:27:44.661
6	1:50.638	+0.187	18:29:35.299
(27) Chris HYNDS			
1	1:57.283	+6.923	18:14:02.476
2	1:54.525	+4.165	18:15:57.001
3	2:43.384	+53.024	18:24:04.435
4	1:50.360		18:25:54.795
5	1:50.866	+0.506	18:27:45.661
6	1:50.546	+0.186	18:29:36.207
(45) Guisepe PALAZZO			
1	1:57.334	+7.229	18:14:02.166
2	1:52.785	+2.680	18:15:54.951
3	2:43.689	+53.584	18:24:03.627
4	1:50.105		18:25:53.732
5	1:51.657	+1.552	18:27:45.389
6	1:51.332	+1.227	18:29:36.721
(53) Dominic SPURR			
1	1:58.045	+7.420	18:14:03.008
2	1:54.159	+3.534	18:15:57.167
3	2:43.535	+52.910	18:24:03.936
4	1:50.625		18:25:54.561
5	1:51.353	+0.728	18:27:45.914
6	1:51.203	+0.578	18:29:37.117
(50) Paul McKAY			

Lap	Lap Tm	Diff	Time of Day
1	1:57.886	+6.532	18:14:02.090
2	1:55.834	+4.480	18:15:57.924
3	2:43.695	+52.341	18:24:05.505
4	1:51.354		18:25:56.859
5	1:52.710	+1.356	18:27:49.569
6	1:52.332	+0.978	18:29:41.901
(80) Kevan FEARNLEY			
1	2:06.013	+6.425	18:14:11.811
2	2:06.047	+6.459	18:16:17.858
3	2:42.183	+42.595	18:24:07.979
4	2:02.909	+3.321	18:26:10.888
5	2:01.174	+1.586	18:28:12.062
6	1:59.588		18:30:11.650
(99) Robbie BURGOYNE			
1	1:51.945	+3.460	18:13:54.873
2	1:48.485		18:15:43.358
3	2:45.069	+56.584	18:23:58.968
(03) John MARSHALL			
1	2:03.204	+12.898	18:14:05.895
2	1:50.306		18:15:56.201
3	2:43.492	+53.186	18:24:02.715
(88) Jeff PRITCHARD			
1	1:58.916	+4.328	18:14:03.457
2	1:54.588		18:15:58.045
3	2:43.629	+49.041	18:24:05.948
(18) Ross MICKEL			
1	1:51.319		18:13:55.394

Scottish Legend Car Championship

Cadwell Park 2.173 Miles

Race 9 - Final (A)

04/06/2011 17:45

Race started at 18:12:01

Competitors	Laps							
	0	1	2	3	4	5	6	
Errico PALAZZO (38)	1	38	6	4	4	4	4	4
David HUNTER (6)	2	6	4	8	8	8	8	8
John MARSHALL (03)	3	03	9	32	32	32	32	32
Alasdair THOM (71)	4	71	8	6	6	5	5	5
Paul O'BRIEN (9)	5	9	99	9	9	6	3	3
Lee FITZPATRICK (4)	6	4	32	99	5	3	6	6
Robbie BURGOYNE (99)	7	99	18	5	99	9	9	9
Carol BROWN (7)	8	7	72	3	3	72	72	72
Glenn BURTENSHAW (72)	9	72	5	72	72	69	69	69
Nick BRACE (8)	10	8	3	69	69	7	7	7
Gerard McCOSH (69)	11	69	38	7	7	38	38	38
Dean BRACE (32)	12	32	69	38	38	71	71	71
Jon HIGGINS (5)	13	5	7	71	71	45	45	27
Ross MARSHALL (3)	14	3	71	45	03	53	27	45
Ross MICKEL (18)	15	18	50	03	45	27	53	53
Paul McKAY (50)	16	50	45	27	53	50	50	50
Jeff PRITCHARD (88)	17	88	27	53	27	80	80	80
Guiseppe PALAZZO (45)	18	45	53	50	50			
Dominic SPURR (53)	19	53	88	88	88			
Chris HYNDS (27)	20	27	03	80	80			
Kevan FEARNLEY (80)	21	80	80					

Clerk of the Course

Orbits 4

Sig.

Time

www.amb-it.com

Chief Timekeeper - Ian Sharp (SMART)

www.mylaps.com

Results on www.mylaps.com & www.smart-timing.co.uk

Licensed to: SMART

Scottish Legend Car Championship

Cadwell Park 2.173 Miles

Practice 8

05/06/2011 09:00

Practice (10:00 Time) started at 9:04:46

Pos	No.	Name	Make/Model	CC	Class	C	Laps	Best Tm	Diff n Lap	Best Spd	2nd Best
1	4	Lee FITZPATRICK	Legend	1200	G		4	1:44.828		74.625	1:45.269
2	18	Ross MICKEL	Chevy Sedan	1250	L		6	1:46.193	1.365	73.666	1:47.136
3	7	Carol BROWN	Ford Coupe	1250	L		4	1:46.223	1.395	73.645	1:47.630
4	26	Scott HYNDS	Chevy Sedan	1250	L		3	1:48.307	3.479	72.228	1:53.801
5	46	Colin ATKINSON	Ford 37 Coupe	1200	L		6	1:48.717	3.889	71.956	1:49.663
6	3	Ross MARSHALL	Ford Coupe	1250	L		2	1:49.328	4.500	71.553	1:50.475
7	45	Guisepe PALAZZO	Ford Sedan	1250	L		5	1:49.509	4.681	71.435	1:50.675
8	27	Chris HYNDS	Legend	1250	L		3	1:49.563	4.735	71.400	1:49.908
9	38	Errico PALAZZO	34 Ford Coupe	1250	L		5	1:49.792	4.964	71.251	1:51.215
10	53	Dominic SPURR	Ford Sedan	1250	G		6	1:50.500	5.672	70.795	1:50.543
11	80	Allan FEARNLEY	37 Ford Sedan	1250	L		5	1:51.687	6.859	70.042	1:52.793
12	50	Paul McKAY	34 Chevy Coupe	1250	L		5	1:53.186	8.358	69.115	1:54.421
13	17	Billy WAIT	37 Ford	1200	L		2	1:53.568	8.740	68.882	1:56.096
14	88	Jeff PRITCHARD	Chevy Sedan	1200	L					-	

Announcements

Class G - Guest drivers

Clerk of the Course

Orbits 4

Sig. Time
 Chief Timekeeper - Ian Sharp (SMART)
 Results on www.mylaps.com & www.smart-timing.co.uk

www.amb-it.com
www.mylaps.com
 Licensed to: SMART

Lap	Lap Tm	Diff	Time of Day
(4) Lee FITZPATRICK			
1	1:45.749	+0.921	9:10:24.589
2	1:44.828		9:12:09.417
3	1:45.269	+0.441	9:13:54.686
4	1:47.481	+2.653	9:15:42.167
(18) Ross MICKEL			
1	1:49.893	+3.700	9:07:15.795
2	1:49.464	+3.271	9:09:05.259
3	1:47.136	+0.943	9:10:52.395
4	1:47.148	+0.955	9:12:39.543
5	1:49.405	+3.212	9:14:28.948
6	1:46.193		9:16:15.141
(7) Carol BROWN			
1	1:50.289	+4.066	9:07:30.926
2	1:48.152	+1.929	9:09:19.078
3	1:47.630	+1.407	9:11:06.708
4	1:46.223		9:12:52.931
(26) Scott HYNDS			
1	1:53.801	+5.494	9:10:09.707
2	1:48.307		9:11:58.014
3	1:56.418	+8.111	9:13:54.432
(46) Colin ATKINSON			
1	1:51.760	+3.043	9:07:22.899
2	1:51.049	+2.332	9:09:13.948
3	1:50.489	+1.772	9:11:04.437
4	1:49.663	+0.946	9:12:54.100
5	1:49.823	+1.106	9:14:43.923
6	1:48.717		9:16:32.640
(3) Ross MARSHALL			
1	1:50.475	+1.147	9:07:41.006
2	1:49.328		9:09:30.334
(45) Guiseppe PALAZZO			
1	1:54.949	+5.440	9:07:11.511
2	1:59.962	+10.453	9:09:11.473
3	2:09.065	+19.556	9:11:20.538
4	1:49.509		9:13:10.047
5	1:50.675	+1.166	9:15:00.722
(27) Chris HYNDS			
1	1:53.744	+4.181	9:07:11.583
2	1:49.908	+0.345	9:09:01.491
3	1:49.563		9:10:51.054
(38) Errico PALAZZO			
1	1:59.635	+9.843	9:07:34.262
2	1:51.215	+1.423	9:09:25.477
3	1:53.875	+4.083	9:11:19.352
4	1:49.792		9:13:09.144
5	1:51.228	+1.436	9:15:00.372
(53) Dominic SPURR			
1	1:54.928	+4.428	9:07:12.304
2	1:53.988	+3.488	9:09:06.292
3	1:50.500		9:10:56.792

Lap	Lap Tm	Diff	Time of Day
4	1:53.172	+2.672	9:12:49.964
5	1:50.543	+0.043	9:14:40.507
6	1:51.340	+0.840	9:16:31.847
(80) Allan FEARNLEY			
1	2:04.251	+12.564	9:07:30.186
2	1:55.202	+3.515	9:09:25.388
3	1:54.949	+3.262	9:11:20.337
4	1:52.793	+1.106	9:13:13.130
5	1:51.687		9:15:04.817
(50) Paul McKAY			
1	1:59.200	+6.014	9:07:25.567
2	1:55.390	+2.204	9:09:20.957
3	1:54.421	+1.235	9:11:15.378
4	1:53.186		9:13:08.564
5	1:55.144	+1.958	9:15:03.708
(17) Billy WAIT			
1	1:56.096	+2.528	9:07:29.897
2	1:53.568		9:09:23.465

Lap	Lap Tm	Diff	Time of Day
-----	--------	------	-------------

S&G Response Ford XR Championship

Cadwell Park 2.173 Miles

Practice 9

05/06/2011 09:20

Practice (20:00 Time) started at 9:27:42

Pos	No.	Name	Make/Model	CC	Class	C Laps	Best Tm	Diff n Lap	Best Spd	2nd Best
1	69	Mark ROBINSON	Ford Fiesta XR2	1600	XRA	10	1:45.732		73.987	1:45.932
2	68	Simon ROBINSON	Ford Fiesta XR2	1600	XRA	11	1:46.464	0.732	73.478	1:46.581
3	3	Peter LANCASTER	Ford Fiesta XR2	1600	XRA	6	1:47.100	1.368	73.042	1:47.566
4	79	Simon SHERIDAN	Ford Fiesta XR2	1600	XRA	10	1:47.832	2.100	72.546	1:48.456
5	1	John-Ifan JONES	Ford Escort XR3i	1600	XRБ	10	1:48.608	2.876	72.028	1:48.645
6	22	Danny LEIGH	Ford Escort XR3i	1600	XRБ	10	1:49.565	3.833	71.399	1:50.065
7	66	Steve POOLE	Ford Fiesta XR2	1600	XRA	10	1:49.713	3.981	71.302	1:50.154
8	77	Chris FLYNN	Ford Escort XR3i	1600	XRБ	10	1:50.632	4.900	70.710	1:50.850
9	62	Lee BOWMAN	Ford Escort XR3i	1600	XRБ	10	1:50.837	5.105	70.579	1:51.098
10	18	Michael HEATH	Ford Fiesta XR2	1600	XRA	11	1:51.119	5.387	70.400	1:51.334
11	14	Tony RUDD	Ford Fiesta XR2	1600	XRA	11	1:51.465	5.733	70.182	1:51.581
12	63	Terry KELLAHER	Ford Escort XR3i	1600	XRБ	10	1:51.514	5.782	70.151	1:51.903
13	21	Jason HENNEFER	Ford Escort XR3i	1600	XRБ	10	1:51.681	5.949	70.046	1:52.236
14	13	Christopher NYLAN	Ford Escort XR3i	1600	XRБ	6	1:52.873	7.141	69.306	1:53.834

Announcements

Due to safety reasons, Championship Regulation 5.3.5, Grid will not be reversed.

Clerk of the Course

Orbits 4

Sig. Time
 Chief Timekeeper - Ian Sharp (SMART)
 Results on www.mylaps.com & www.smart-timing.co.uk

www.amb-it.com
www.mylaps.com
 Licensed to: SMART

Lap	Lap Tm	Diff	Time of Day
(69) Mark ROBINSON			
1	2:04.331	+18.599	9:30:19.236
2	1:49.563	+3.831	9:32:08.799
3	1:47.088	+1.356	9:33:55.887
4	1:49.685	+3.953	9:35:45.572
5	1:46.214	+0.482	9:37:31.786
6	1:48.291	+2.559	9:39:20.077
7	1:45.732		9:41:05.809
8	2:11.735	+26.003	9:43:17.544
9	2:11.760	+26.028	9:45:29.304
10	1:45.932	+0.200	9:47:15.236

Lap	Lap Tm	Diff	Time of Day
(68) Simon ROBINSON			
1	2:04.056	+17.592	9:30:19.816
2	1:49.523	+3.059	9:32:09.339
3	1:47.478	+1.014	9:33:56.817
4	1:47.918	+1.454	9:35:44.735
5	1:48.098	+1.634	9:37:32.833
6	1:46.464		9:39:19.297
7	1:47.710	+1.246	9:41:07.007
8	1:46.581	+0.117	9:42:53.588
9	1:46.861	+0.397	9:44:40.449
10	1:56.207	+9.743	9:46:36.656
11	1:57.451	+10.987	9:48:34.107

Lap	Lap Tm	Diff	Time of Day
(3) Peter LANCASTER			
1	2:01.816	+14.716	9:30:32.717
2	1:49.253	+2.153	9:32:21.970
3	1:47.745	+0.645	9:34:09.715
4	1:47.100		9:35:56.815
5	1:47.566	+0.466	9:37:44.381
6	1:51.642	+4.542	9:39:36.023

Lap	Lap Tm	Diff	Time of Day
(79) Simon SHERIDAN			
1	1:57.658	+9.826	9:30:28.280
2	1:49.839	+2.007	9:32:18.119
3	1:55.601	+7.769	9:34:13.720
4	1:48.456	+0.624	9:36:02.176
5	1:48.546	+0.714	9:37:50.722
6	1:48.959	+1.127	9:39:39.681
7	1:47.832		9:41:27.513
8	2:07.167	+19.335	9:43:34.680
9	1:50.834	+3.002	9:45:25.514
10	2:07.658	+19.826	9:47:33.172

Lap	Lap Tm	Diff	Time of Day
(1) John-Ifan JONES			
1	2:19.352	+30.744	9:31:02.557
2	1:55.864	+7.256	9:32:58.421
3	1:50.652	+2.044	9:34:49.073
4	1:49.675	+1.067	9:36:38.748
5	1:51.166	+2.558	9:38:29.914
6	1:50.047	+1.439	9:40:19.961
7	1:49.401	+0.793	9:42:09.362
8	1:48.645	+0.037	9:43:58.007
9	1:48.608		9:45:46.615
10	1:48.739	+0.131	9:47:35.354

Lap	Lap Tm	Diff	Time of Day
(22) Danny LEIGH			
1	2:18.743	+29.178	9:31:03.041
2	1:56.474	+6.909	9:32:59.515

Lap	Lap Tm	Diff	Time of Day
3	1:51.203	+1.638	9:34:50.718
4	1:50.626	+1.061	9:36:41.344
5	1:50.131	+0.566	9:38:31.475
6	1:50.827	+1.262	9:40:22.302
7	1:49.565		9:42:11.867
8	1:50.065	+0.500	9:44:01.932
9	1:50.723	+1.158	9:45:52.655
10	1:50.296	+0.731	9:47:42.951

Lap	Lap Tm	Diff	Time of Day
(66) Steve POOLE			
1	2:03.723	+14.010	9:30:20.618
2	1:49.713		9:32:10.331
3	1:50.259	+0.546	9:34:00.590
4	1:50.157	+0.444	9:35:50.747
5	3:22.428	+1:32.715	9:39:13.176
6	1:57.051	+7.338	9:41:10.227
7	1:50.201	+0.488	9:43:00.428
8	1:50.703	+0.990	9:44:51.131
9	1:50.638	+0.925	9:46:41.769
10	1:50.154	+0.441	9:48:31.923

Lap	Lap Tm	Diff	Time of Day
(77) Chris FLYNN			
1	2:05.654	+15.022	9:30:37.665
2	1:53.422	+2.790	9:32:31.087
3	2:03.257	+12.625	9:34:34.344
4	2:12.209	+21.577	9:36:46.553
5	1:50.850	+0.218	9:38:37.403
6	1:50.632		9:40:28.035
7	1:56.280	+5.648	9:42:24.315
8	1:50.915	+0.283	9:44:15.230
9	1:50.860	+0.228	9:46:06.090
10	2:15.722	+25.090	9:48:21.812

Lap	Lap Tm	Diff	Time of Day
(62) Lee BOWMAN			
1	2:11.829	+20.992	9:30:48.247
2	1:55.261	+4.424	9:32:43.508
3	1:54.210	+3.373	9:34:37.718
4	1:59.124	+8.287	9:36:36.842
5	1:52.752	+1.915	9:38:29.594
6	1:52.238	+1.401	9:40:21.832
7	1:52.045	+1.208	9:42:13.877
8	1:51.098	+0.261	9:44:04.975
9	1:51.431	+0.594	9:45:56.406
10	1:50.837		9:47:47.243

Lap	Lap Tm	Diff	Time of Day
(18) Michael HEATH			
1	2:10.647	+19.528	9:30:36.329
2	1:54.417	+3.298	9:32:30.746
3	1:53.051	+1.932	9:34:23.797
4	1:52.240	+1.121	9:36:16.037
5	1:51.931	+0.812	9:38:07.968
6	1:51.334	+0.215	9:39:59.302
7	1:52.119	+1.000	9:41:51.421
8	1:51.119		9:43:42.540
9	1:52.054	+0.935	9:45:34.594
10	1:51.672	+0.553	9:47:26.266
11	1:51.706	+0.587	9:49:17.972

Lap	Lap Tm	Diff	Time of Day
(14) Tony RUDD			
1	2:09.445	+17.980	9:30:32.414
2	1:57.814	+6.349	9:32:30.228

Lap	Lap Tm	Diff	Time of Day
3	1:55.771	+4.306	9:34:25.999
4	1:53.878	+2.413	9:36:19.877
5	1:53.714	+2.249	9:38:13.591
6	1:52.939	+1.474	9:40:06.530
7	1:52.917	+1.452	9:41:59.447
8	1:52.568	+1.103	9:43:52.015
9	1:51.581	+0.116	9:45:43.596
10	1:51.465		9:47:35.061
11	2:04.716	+13.251	9:49:39.777

Lap	Lap Tm	Diff	Time of Day
(63) Terry KELLAHER			
1	2:18.769	+27.255	9:31:04.285
2	1:57.841	+6.327	9:33:02.126
3	1:54.651	+3.137	9:34:56.777
4	1:53.130	+1.616	9:36:49.907
5	1:53.069	+1.555	9:38:42.976
6	1:52.816	+1.302	9:40:35.792
7	1:52.046	+0.532	9:42:27.838
8	1:52.281	+0.767	9:44:20.119
9	1:51.903	+0.389	9:46:12.022
10	1:51.514		9:48:03.536

Lap	Lap Tm	Diff	Time of Day
(21) Jason HENNEFER			
1	2:25.524	+33.843	9:31:06.216
2	2:01.257	+9.576	9:33:07.473
3	1:55.702	+4.021	9:35:03.175
4	1:54.403	+2.722	9:36:57.578
5	1:52.802	+1.121	9:38:50.380
6	1:52.474	+0.793	9:40:42.854
7	1:51.681		9:42:34.535
8	1:53.452	+1.771	9:44:27.987
9	1:52.236	+0.555	9:46:20.223
10	1:53.016	+1.335	9:48:13.239

Lap	Lap Tm	Diff	Time of Day
(13) Christopher NYLAN			
1	2:06.737	+13.864	9:30:41.231
2	1:55.415	+2.542	9:32:36.646
3	1:53.834	+0.961	9:34:30.480
4	1:52.873		9:36:23.353
5	2:07.088	+14.215	9:38:30.441
6	1:56.689	+3.816	9:40:27.130

POLE POSITION

1	1 69 Mark ROBINSON 1:45.732
2	3 3 Peter LANCASTER 1:47.100
3	5 1 John-Ifan JONES 1:48.608
4	7 66 Steve POOLE 1:49.713
5	9 62 Lee BOWMAN 1:50.837
6	11 14 Tony RUDD 1:51.465
7	13 21 Jason HENNEFER 1:51.681

2 68 Simon ROBINSON 1:46.464
4 79 Simon SHERIDAN 1:47.832
6 22 Danny LEIGH 1:49.565
8 77 Chris FLYNN 1:50.632
10 18 Michael HEATH 1:51.119
12 63 Terry KELLAHER 1:51.514
14 13 Christopher NYLAN 1:52.873

Design911.com Porsche Championship

Cadwell Park 2.173 Miles

Race 9A - Second Race

05/06/2011 09:55

Race (20:00 Time) started at 10:00:38

Pos	No.	Name	Make/Model	CC	Class Cod	Laps	Total Tm	Diff	Best Tm	Best Spd
1	1	David CLARK	Porsche Boxster	3200	PB	12	20:24.916		1:40.229	78.049
2	21	Richard SYKES	Porsche Boxster	3200	PB	12	20:26.721	1.805	1:39.708	78.457
3	16	Gerry TAYLOR	Porsche Boxster	3200	PB	12	20:28.661	3.745	1:41.166	77.326
4	31	John BEARMAN	Porsche Boxster	3200	PB	12	20:33.997	9.081	1:41.190	77.308
5	99	Richard STYRIN	Porsche Boxster	3200	PB	12	20:34.153	9.237	1:41.427	77.127
6	77	Steven BOYLES	Porsche Boxster	3200	PB	12	21:04.794	39.878	1:42.943	75.992
7	87	David BEARMAN	Porsche Boxster	3200	PB	12	21:09.008	44.092	1:42.151	76.581
8	74	Guillaume GRUCHET	Porsche Boxster	3200	PB	12	21:21.560	56.644	1:45.307	74.286
9	40	Arjo GHOSH	Porsche Boxster	3200	PB	12	21:23.259	58.343	1:43.546	75.549
10	5	Adam CROFT	Porsche 924	2000	924	12	21:53.946	1:29.030	1:47.665	72.659
11	18	Alfred PIESINGER	Porsche 924	2000	924	12	21:54.384	1:29.468	1:47.630	72.682
12	3	Jayson FLEGG	Porsche 924	2000	924	12	21:54.853	1:29.937	1:46.404	73.520
13	7	Alistair KIRKHAM	Porsche 924	2000	924	12	22:08.482	1:43.566	1:48.429	72.147
14	22	Andrew HANNINGTON	Porsche 924	2000	924	12	22:15.691	1:50.775	1:48.253	72.264
15	11	Sean SIDDALL	Porsche 924	2000	924	11	20:50.211	1 Lap	1:51.405	70.219
16	49	Martin HALL	Porsche 924	2000	924	11	20:55.904	1 Lap	1:51.730	70.015
17	10	Marc MacKENZIE	Porsche 924	2000	924	11	21:08.285	1 Lap	1:51.204	70.346

Not classified ()

DNF	2	Mark MARSHALL	Porsche 924	2000	924	11	20:20.168	DNF	1:48.530	72.080
-----	---	---------------	-------------	------	-----	----	-----------	-----	----------	--------

Margin of Victory	Avg. Speed	Best Lap Tm	Best Spd	Best Lap by
1.805	76.637	1:39.708	78.457	21 - Richard SYKES

Clerk of the Course

Orbits 4

Sig.

Time

www.amb-it.com

Chief Timekeeper - Ian Sharp (SMART)

www.mylaps.com

Results on www.mylaps.com & www.smart-timing.co.uk

Licensed to: SMART

BRSCC Club Race Meeting

Design911.com Porsche Championship

Cadwell Park 2.173 Miles

Race 9A - Second Race

05/06/2011 09:55

Race (20:00 Time) started at 10:00:38

Lap	Lap Tm	Diff	Time of Day
(1) David CLARK			
1	1:45.836	+5.607	10:02:26.459
2	1:40.229		10:04:06.688
3	1:40.639	+0.410	10:05:47.327
4	1:40.606	+0.377	10:07:27.933
5	1:40.595	+0.366	10:09:08.528
6	1:42.961	+2.732	10:10:51.489
7	1:43.181	+2.952	10:12:34.670
8	1:42.735	+2.506	10:14:17.405
9	1:41.129	+0.900	10:15:58.534
10	1:41.445	+1.216	10:17:39.979
11	1:41.731	+1.502	10:19:21.710
12	1:41.933	+1.704	10:21:03.643

(21) Richard SYKES			
1	1:44.863	+5.155	10:02:25.519
2	1:39.708		10:04:05.227
3	1:40.277	+0.569	10:05:45.504
4	1:41.399	+1.691	10:07:26.903
5	1:41.398	+1.690	10:09:08.301
6	1:42.975	+3.267	10:10:51.276
7	1:43.079	+3.371	10:12:34.355
8	1:43.692	+3.984	10:14:18.047
9	1:42.010	+2.302	10:16:00.057
10	1:42.195	+2.487	10:17:42.252
11	1:41.469	+1.761	10:19:23.721
12	1:41.727	+2.019	10:21:05.448

(16) Gerry TAYLOR			
1	1:46.620	+5.454	10:02:28.451
2	1:41.691	+0.525	10:04:10.142
3	1:41.851	+0.685	10:05:51.993
4	1:41.870	+0.704	10:07:33.863
5	1:41.278	+0.112	10:09:15.141
6	1:42.310	+1.144	10:10:57.451
7	1:41.618	+0.452	10:12:39.069
8	1:41.166		10:14:20.235
9	1:42.095	+0.929	10:16:02.330
10	1:42.135	+0.969	10:17:44.465
11	1:41.477	+0.311	10:19:25.942
12	1:41.446	+0.280	10:21:07.388

(31) John BEARMAN			
1	1:46.097	+4.907	10:02:27.393
2	1:41.758	+0.568	10:04:09.151
3	1:42.526	+1.336	10:05:51.677
4	1:42.024	+0.834	10:07:33.701
5	1:41.190		10:09:14.891
6	1:42.345	+1.155	10:10:57.236
7	1:41.760	+0.570	10:12:38.996
8	1:42.175	+0.985	10:14:21.171
9	1:42.274	+1.084	10:16:03.445
10	1:42.952	+1.762	10:17:46.397
11	1:43.314	+2.124	10:19:29.711
12	1:43.013	+1.823	10:21:12.724

(99) Richard STYRIN			
1	1:46.991	+5.564	10:02:28.060
2	1:41.812	+0.385	10:04:09.872
3	1:42.938	+1.511	10:05:52.810

4	1:41.545	+0.118	10:07:34.355
5	1:41.731	+0.304	10:09:16.086
6	1:42.016	+0.589	10:10:58.102
7	1:41.427		10:12:39.529
8	1:42.180	+0.753	10:14:21.709
9	1:42.252	+0.825	10:16:03.961
10	1:42.791	+1.364	10:17:46.752
11	1:43.279	+1.852	10:19:30.031
12	1:42.849	+1.422	10:21:12.880

(77) Steven BOYLES			
1	1:49.966	+7.023	10:02:32.097
2	1:43.841	+0.898	10:04:15.938
3	1:44.137	+1.194	10:06:00.075
4	1:43.817	+0.874	10:07:43.892
5	1:43.577	+0.634	10:09:27.469
6	1:42.943		10:11:10.412
7	1:44.437	+1.494	10:12:54.849
8	1:44.283	+1.340	10:14:39.132
9	1:44.577	+1.634	10:16:23.709
10	1:44.633	+1.690	10:18:08.342
11	1:44.204	+1.261	10:19:52.546
12	1:50.975	+8.032	10:21:43.521

(87) David BEARMAN			
1	1:46.607	+4.456	10:02:29.397
2	1:42.197	+0.046	10:04:11.594
3	1:42.684	+0.533	10:05:54.278
4	1:42.151		10:07:36.429
5	1:43.441	+1.290	10:09:19.870
6	2:07.313	+25.162	10:11:27.183
7	1:42.627	+0.476	10:13:09.810
8	1:42.958	+0.807	10:14:52.768
9	1:42.828	+0.677	10:16:35.596
10	1:42.970	+0.819	10:18:18.566
11	1:42.859	+0.708	10:20:01.425
12	1:46.310	+4.159	10:21:47.735

(74) Guillaume GRUCHET			
1	1:51.747	+6.440	10:02:34.729
2	1:46.074	+0.767	10:04:20.803
3	1:46.074	+0.767	10:06:06.877
4	1:45.766	+0.459	10:07:52.643
5	1:45.500	+0.193	10:09:38.143
6	1:46.299	+0.992	10:11:24.442
7	1:45.334	+0.027	10:13:09.776
8	1:46.142	+0.835	10:14:55.918
9	1:45.307		10:16:41.225
10	1:46.606	+1.299	10:18:27.831
11	1:46.053	+0.746	10:20:13.884
12	1:46.403	+1.096	10:22:00.287

(40) Arjo GHOSH			
1	1:48.657	+5.111	10:02:31.111
2	1:47.432	+3.886	10:04:18.543
3	1:46.982	+3.436	10:06:05.525
4	1:46.540	+2.994	10:07:52.065
5	1:45.361	+1.815	10:09:37.426
6	1:51.130	+7.584	10:11:28.556
7	1:46.251	+2.705	10:13:14.807
8	1:46.343	+2.797	10:15:01.150

9	1:45.415	+1.869	10:16:46.565
10	1:47.300	+3.754	10:18:33.865
11	1:44.575	+1.029	10:20:18.440
12	1:43.546		10:22:01.986

(5) Adam CROFT			
1	1:53.378	+5.713	10:02:37.786
2	1:48.909	+1.244	10:04:26.695
3	1:48.580	+0.915	10:06:15.275
4	1:48.336	+0.671	10:08:03.611
5	1:48.192	+0.527	10:09:51.803
6	1:47.665		10:11:39.468
7	1:47.890	+0.225	10:13:27.358
8	1:48.386	+0.721	10:15:15.744
9	1:48.848	+1.183	10:17:04.592
10	1:49.863	+2.198	10:18:54.455
11	1:49.182	+1.517	10:20:43.637
12	1:49.036	+1.371	10:22:32.673

(18) Alfred PIESINGER			
1	1:52.746	+5.116	10:02:37.170
2	1:50.075	+2.445	10:04:27.245
3	1:48.509	+0.879	10:06:15.754
4	1:48.372	+0.742	10:08:04.126
5	1:48.157	+0.527	10:09:52.283
6	1:47.630		10:11:39.913
7	1:47.957	+0.327	10:13:27.870
8	1:48.240	+0.610	10:15:16.110
9	1:48.811	+1.181	10:17:04.921
10	1:49.864	+2.234	10:18:54.785
11	1:49.131	+1.501	10:20:43.916
12	1:49.195	+1.565	10:22:33.111

(3) Jayson FLEGG			
1	1:56.409	+10.005	10:02:42.248
2	1:49.147	+2.743	10:04:31.395
3	1:50.475	+4.071	10:06:21.870
4	1:47.633	+1.229	10:08:09.503
5	1:46.944	+0.540	10:09:56.447
6	1:46.404		10:11:42.851
7	1:50.219	+3.815	10:13:33.070
8	1:47.896	+1.492	10:15:20.966
9	1:47.295	+0.891	10:17:08.261
10	1:47.565	+1.161	10:18:55.826
11	1:48.661	+2.257	10:20:44.487
12	1:49.093	+2.689	10:22:33.580

(7) Alistair KIRKHAM			
1	1:57.071	+8.642	10:02:42.731
2	1:50.129	+1.700	10:04:32.860
3	1:50.513	+2.084	10:06:23.373
4	1:50.055	+1.626	10:08:13.428
5	1:49.829	+1.400	10:10:03.257
6	1:49.431	+1.002	10:11:52.688
7	1:48.706	+0.277	10:13:41.394
8	1:49.042	+0.613	10:15:30.436
9	1:49.368	+0.939	10:17:19.804
10	1:48.429		10:19:08.233
11	1:48.825	+0.396	10:20:57.058
12	1:50.151	+1.722	10:22:47.209

Clerk of the Course

Orbits 4

Sig.

Time

www.amb-it.com

Chief Timekeeper - Ian Sharp (SMART)

www.mylaps.com

Results on www.mylaps.com & www.smart-timing.co.uk

Licensed to: SMART

Printed: 06/06/2011 18:00:51

Page 1/2

BRSCC Club Race Meeting

Design911.com Porsche Championship

Cadwell Park 2.173 Miles

Race 9A - Second Race

05/06/2011 09:55

Race (20:00 Time) started at 10:00:38

Lap	Lap Tm	Diff	Time of Day
(22) Andrew HANNINGTON			
1	1:58.725	+10.472	10:02:44.719
2	1:51.005	+2.752	10:04:35.724
3	1:50.877	+2.624	10:06:26.601
4	1:49.551	+1.298	10:08:16.152
5	1:49.222	+0.969	10:10:05.374
6	1:48.344	+0.091	10:11:53.718
7	1:50.428	+2.175	10:13:44.146
8	1:49.275	+1.022	10:15:33.421
9	1:49.262	+1.009	10:17:22.683
10	1:48.285	+0.032	10:19:10.968
11	1:48.253		10:20:59.221
12	1:55.197	+6.944	10:22:54.418

Lap	Lap Tm	Diff	Time of Day
(11) Sean SIDDALL			
1	1:59.195	+7.790	10:02:44.641
2	1:52.151	+0.746	10:04:36.792
3	1:52.501	+1.096	10:06:29.293
4	1:51.897	+0.492	10:08:21.190
5	1:53.585	+2.180	10:10:14.775
6	1:52.298	+0.893	10:12:07.073
7	1:51.519	+0.114	10:13:58.592
8	1:51.974	+0.569	10:15:50.566
9	1:53.859	+2.454	10:17:44.425
10	1:51.405		10:19:35.830
11	1:53.108	+1.703	10:21:28.938

Lap	Lap Tm	Diff	Time of Day
(49) Martin HALL			
1	2:01.241	+9.511	10:02:46.738
2	1:54.272	+2.542	10:04:41.010
3	1:53.108	+1.378	10:06:34.118
4	1:51.983	+0.253	10:08:26.101
5	1:52.840	+1.110	10:10:18.941
6	1:51.730		10:12:10.671
7	1:52.723	+0.993	10:14:03.394
8	1:52.620	+0.890	10:15:56.014
9	1:54.096	+2.366	10:17:50.110
10	1:52.070	+0.340	10:19:42.180
11	1:52.451	+0.721	10:21:34.631

Lap	Lap Tm	Diff	Time of Day
(10) Marc MacKENZIE			
1	1:57.070	+5.866	10:02:42.072
2	1:53.381	+2.177	10:04:35.453
3	1:52.915	+1.711	10:06:28.368
4	1:51.204		10:08:19.572
5	1:52.165	+0.961	10:10:11.737
6	1:51.971	+0.767	10:12:03.708
7	1:53.633	+2.429	10:13:57.341
8	2:05.470	+14.266	10:16:02.811
9	1:52.320	+1.116	10:17:55.131
10	1:51.752	+0.548	10:19:46.883
11	2:00.129	+8.925	10:21:47.012

Lap	Lap Tm	Diff	Time of Day
(2) Mark MARSHALL			
1	1:54.434	+5.904	10:02:39.435
2	1:51.530	+3.000	10:04:30.965
3	1:51.981	+3.451	10:06:22.946
4	1:49.856	+1.326	10:08:12.802
5	1:49.919	+1.389	10:10:02.721
6	1:49.476	+0.946	10:11:52.197
7	1:51.400	+2.870	10:13:43.597

Lap	Lap Tm	Diff	Time of Day
8	1:49.198	+0.668	10:15:32.795
9	1:48.922	+0.392	10:17:21.717
10	1:48.530		10:19:10.247
11	1:48.648	+0.118	10:20:58.895

Lap	Lap Tm	Diff	Time of Day
-----	--------	------	-------------

Clerk of the Course

Sig. Time
 Chief Timekeeper - Ian Sharp (SMART)
 Results on www.mylaps.com & www.smart-timing.co.uk

Orbits 4

www.amb-it.com
www.mylaps.com
 Licensed to: SMART

Design911.com Porsche Championship

Cadwell Park 2.173 Miles

Race 9A - Second Race

05/06/2011 09:55

Race (20:00 Time) started at 10:00:38

Competitors	Laps												
	0	1	2	3	4	5	6	7	8	9	10	11	12
David CLARK (1)	1	1	21	21	21	21	21	21	1	1	1	1	1
Richard SYKES (21)	2	21	1	1	1	1	1	1	21	21	21	21	21
Richard STYRIN (99)	3	99	31	31	31	31	31	31	16	16	16	16	16
John BEARMAN (31)	4	31	99	99	16	16	16	16	31	31	31	31	31
Gerry TAYLOR (16)	5	16	16	16	99	99	99	99	99	99	99	99	99
Steven BOYLES (77)	6	77	87	87	87	87	77	77	77	77	77	77	77
Arjo GHOSH (40)	7	40	40	77	77	77	74	74	87	87	87	87	87
David BEARMAN (87)	8	87	77	40	40	40	87	87	74	74	74	74	74
Guillaume GRUCHET (74)	9	74	74	74	74	74	40	40	40	40	40	40	40
Adam CROFT (5)	10	5	18	5	5	5	5	5	5	5	5	5	5
Alfred PIESINGER (18)	11	18	5	18	18	18	18	18	18	18	18	18	18
Mark MARSHALL (2)	12	2	2	2	3	3	3	3	3	3	3	3	3
Marc MacKENZIE (10)	13	10	10	3	2	2	2	2	7	7	7	7	7
Sean SIDDALL (11)	14	11	3	7	7	7	7	2	2	2	2	2	22
Martin HALL (49)	15	49	7	10	22	22	22	22	22	22	22	22	22
Alistair KIRKHAM (7)	16	7	11	22	10	10	10	10	11	11	11	11	11
Jayson FLEGG (3)	17	3	22	11	11	11	11	11	49	49	49	49	49
Andrew HANNINGTON (22)	18	22	49	49	49	49	49	49	10	10	10	10	10

POLE POSITION

1	1 40 Arjo GHOSH 12
2	3 87 David BEARMAN 12
3	5 99 Richard STYRIN 12
4	7 16 Gerry TAYLOR 12
5	9 1 David CLARK 12
6	11
7	13
8	15 2 Mark MARSHALL 11
9	17 49 Martin HALL 11
10	19 22 Andrew HANNINGTON 12

2	74 Guillaume GRUCHET 12
4	77 Steven BOYLES 12
6	31 John BEARMAN 12
8	21 Richard SYKES 12
10	
12	
14	
16	10 Marc MacKENZIE 11
18	11 Sean SIDDALL 11
20	7 Alistair KIRKHAM 12

11

21

3 Jayson FLEGG
12

12

23

5 Adam CROFT
12

22

18 Alfred PIESINGER
12

BRSCC Formula Jedi Championship

Cadwell Park 2.173 Miles

Practice 11

05/06/2011 10:25

Practice started at 10:31:27

Pos	No.	Name	Make/Model	CC	Class C	Laps	Best Tm	Diff n Lap	Best Spd	2nd Best
1	4	Richard MITCHAM	Jedi Mk6	1000		8	1:21.211		96.327	1:22.442
2	66	James FLETCHER	Jedi Mk6	1000		12	1:22.209	0.998	95.157	1:22.528
3	28	Matthew BETT	Jedi Mk6	1000		12	1:23.245	2.034	93.973	1:23.499
4	6	Scott STEVENS	Jedi Mk6	1000		12	1:23.517	2.306	93.667	1:23.658
5	41	Mark GELLATLY	Jedi Mk6	1000		12	1:23.618	2.407	93.554	1:23.833
6	55	Daniel COOK	Jedi Mk6	1000		8	1:23.742	2.531	93.415	1:24.000
7	16	Dan CLOWES	Jedi Mk6	1000		10	1:24.296	3.085	92.802	1:24.828
8	117	Hugh SMITH	Jedi Mk6	1000		11	1:24.802	3.591	92.248	1:24.955
9	38	Andrew WARD	Jedi Mk6	1000		10	1:24.804	3.593	92.246	1:24.842
10	5	Barry ARMSTRONG	Jedi Mk6	1000		12	1:24.848	3.637	92.198	1:24.958
11	82	Nathan WRIGHT	Jedi Mk6	1000		12	1:25.481	4.270	91.515	1:25.546
12	14	Adam WALKER	Jedi Mk6	1000		13	1:26.021	4.810	90.941	1:26.278
13	99	Michael WATTON	Jedi Mk6	1000		11	1:26.233	5.022	90.717	1:26.517
14	25	Ian BLUNT	Jedi Mk6	1000		3	1:47.608	26.397	72.697	1:50.216

BRSCC Club Race Meeting

BRSCC Formula Jedi Championship

Cadwell Park 2.173 Miles

Practice 11

05/06/2011 10:25

Practice started at 10:31:27

Lap	Lap Tm	Diff	Time of Day
(4) Richard MITCHAM			
1	1:29.032	+7.821	10:33:19.927
2	1:22.442	+1.231	10:34:42.369
3	1:22.501	+1.290	10:36:04.870
4	3:33.673	+2:12.462	10:39:38.544
5	1:25.962	+4.751	10:41:04.506
6	1:21.211		10:42:25.717
7	1:23.829	+2.618	10:43:49.546
8	3:44.500	+2:23.289	10:47:34.047

Lap	Lap Tm	Diff	Time of Day
(66) James FLETCHER			
1	1:26.846	+4.637	10:33:22.501
2	1:23.566	+1.357	10:34:46.067
3	1:22.901	+0.692	10:36:08.968
4	1:28.343	+6.134	10:37:37.311
5	1:22.867	+0.658	10:39:00.178
6	1:22.578	+0.369	10:40:22.756
7	1:22.209		10:41:44.965
8	1:22.528	+0.319	10:43:07.493
9	4:55.252	+3:33.043	10:48:02.745
10	1:24.191	+1.982	10:49:26.936
11	1:24.962	+2.753	10:50:51.898
12	1:23.656	+1.447	10:52:15.554

Lap	Lap Tm	Diff	Time of Day
(28) Matthew BETT			
1	1:31.809	+8.564	10:33:26.954
2	1:27.684	+4.439	10:34:54.638
3	1:24.494	+1.249	10:36:19.132
4	1:27.972	+4.727	10:37:47.104
5	1:24.850	+1.605	10:39:11.954
6	4:30.041	+3:06.796	10:43:41.996
7	1:30.141	+6.896	10:45:12.137
8	1:23.499	+0.254	10:46:35.636
9	1:23.841	+0.596	10:47:59.477
10	1:23.995	+0.750	10:49:23.472
11	1:23.245		10:50:46.717
12	1:23.636	+0.391	10:52:10.353

Lap	Lap Tm	Diff	Time of Day
(6) Scott STEVENS			
1	1:38.488	+14.971	10:33:45.468
2	1:27.479	+3.962	10:35:12.947
3	1:23.658	+0.141	10:36:36.605
4	1:23.764	+0.247	10:38:00.369
5	3:53.877	+2:30.360	10:41:54.247
6	1:28.390	+4.873	10:43:22.637
7	1:23.517		10:44:46.154
8	1:23.724	+0.207	10:46:09.878
9	1:24.211	+0.694	10:47:34.089
10	1:23.729	+0.212	10:48:57.818
11	1:23.658	+0.141	10:50:21.476
12	1:24.392	+0.875	10:51:45.868

Lap	Lap Tm	Diff	Time of Day
(41) Mark GELLATLY			
1	1:30.186	+6.568	10:33:37.058
2	1:25.333	+1.715	10:35:02.391
3	1:24.897	+1.279	10:36:27.288
4	1:23.996	+0.378	10:37:51.284
5	3:33.462	+2:09.844	10:41:24.747
6	1:29.472	+5.854	10:42:54.219
7	1:23.833	+0.215	10:44:18.052

Lap	Lap Tm	Diff	Time of Day
8	1:24.037	+0.419	10:45:42.089
9	1:23.618		10:47:05.707
10	1:25.725	+2.107	10:48:31.432
11	1:25.074	+1.456	10:49:56.506
12	1:24.538	+0.920	10:51:21.044

Lap	Lap Tm	Diff	Time of Day
(55) Daniel COOK			
1	1:33.300	+9.558	10:33:33.835
2	1:30.339	+6.597	10:35:04.174
3	1:24.574	+0.832	10:36:28.748
4	1:23.742		10:37:52.490
5	1:24.841	+1.099	10:39:17.331
6	1:24.028	+0.286	10:40:41.359
7	1:24.029	+0.287	10:42:05.388
8	1:24.000	+0.258	10:43:29.388

Lap	Lap Tm	Diff	Time of Day
(16) Dan CLOWES			
1	1:39.992	+15.696	10:34:00.845
2	1:33.815	+9.519	10:35:34.660
3	1:27.431	+3.135	10:37:02.091
4	1:26.692	+2.396	10:38:28.783
5	1:26.415	+2.119	10:39:55.198
6	3:29.715	+2:05.419	10:43:24.914
7	1:35.595	+11.299	10:45:00.509
8	1:25.244	+0.948	10:46:25.753
9	1:24.828	+0.532	10:47:50.581
10	1:24.296		10:49:14.877

Lap	Lap Tm	Diff	Time of Day
(117) Hugh SMITH			
1	1:34.089	+9.287	10:34:15.245
2	1:28.117	+3.315	10:35:43.362
3	1:26.622	+1.820	10:37:09.984
4	1:25.805	+1.003	10:38:35.789
5	1:26.375	+1.573	10:40:02.164
6	1:25.210	+0.408	10:41:27.374
7	1:25.077	+0.275	10:42:52.451
8	1:24.955	+0.153	10:44:17.406
9	4:17.044	+2:52.242	10:48:34.450
10	1:25.242	+0.440	10:49:59.692
11	1:24.802		10:51:24.494

Lap	Lap Tm	Diff	Time of Day
(38) Andrew WARD			
1	1:42.474	+17.670	10:34:01.592
2	1:34.192	+9.388	10:35:35.784
3	1:27.975	+3.171	10:37:03.759
4	1:26.485	+1.681	10:38:30.244
5	1:25.603	+0.799	10:39:55.847
6	1:25.740	+0.936	10:41:21.587
7	1:25.592	+0.788	10:42:47.179
8	1:24.842	+0.038	10:44:12.021
9	1:24.804		10:45:36.825
10	1:26.606	+1.802	10:47:03.431

Lap	Lap Tm	Diff	Time of Day
(5) Barry ARMSTRONG			
1	1:29.102	+4.254	10:33:27.693
2	1:25.784	+0.936	10:34:53.477
3	1:25.117	+0.269	10:36:18.594
4	1:25.478	+0.630	10:37:44.072
5	1:25.404	+0.556	10:39:09.476
6	1:25.241	+0.393	10:40:34.717
7	1:24.958	+0.110	10:41:59.675

Lap	Lap Tm	Diff	Time of Day
8	1:25.180	+0.332	10:43:24.855
9	4:33.558	+3:08.710	10:47:58.414
10	1:28.109	+3.261	10:49:26.523
11	1:24.848		10:50:51.371
12	1:27.392	+2.544	10:52:18.763

Lap	Lap Tm	Diff	Time of Day
(82) Nathan WRIGHT			
1	1:34.038	+8.557	10:33:46.754
2	1:27.821	+2.340	10:35:14.575
3	1:26.889	+1.408	10:36:41.464
4	1:26.068	+0.587	10:38:07.532
5	1:31.791	+6.310	10:39:39.323
6	3:08.236	+1:42.755	10:42:47.560
7	1:35.578	+10.097	10:44:23.138
8	1:25.481		10:45:48.619
9	1:25.546	+0.065	10:47:14.165
10	1:25.650	+0.169	10:48:39.815
11	1:25.670	+0.189	10:50:05.485
12	1:25.627	+0.146	10:51:31.112

Lap	Lap Tm	Diff	Time of Day
(14) Adam WALKER			
1	1:44.868	+18.847	10:34:03.554
2	1:34.668	+8.647	10:35:38.222
3	1:28.657	+2.636	10:37:06.879
4	1:27.425	+1.404	10:38:34.304
5	1:29.244	+3.223	10:40:03.548
6	1:27.157	+1.136	10:41:30.705
7	1:26.672	+0.651	10:42:57.377
8	1:26.622	+0.601	10:44:23.999
9	1:27.729	+1.708	10:45:51.728
10	1:26.718	+0.697	10:47:18.446
11	1:26.350	+0.329	10:48:44.796
12	1:26.021		10:50:10.817
13	1:26.278	+0.257	10:51:37.095

Lap	Lap Tm	Diff	Time of Day
(99) Michael WATTON			
1	1:35.974	+9.741	10:33:50.349
2	1:29.039	+2.806	10:35:19.388
3	1:28.498	+2.265	10:36:47.886
4	1:27.510	+1.277	10:38:15.396
5	1:27.036	+0.803	10:39:42.432
6	1:26.971	+0.738	10:41:09.403
7	1:26.669	+0.436	10:42:36.072
8	1:26.798	+0.565	10:44:02.870
9	1:26.233		10:45:29.103
10	1:26.517	+0.284	10:46:55.620
11	3:25.850	+1:59.617	10:50:21.471

Lap	Lap Tm	Diff	Time of Day
(25) Ian BLUNT			
1	1:52.941	+5.333	10:34:00.277
2	1:47.608		10:35:47.885
3	1:50.216	+2.608	10:37:38.101

Clerk of the Course

Orbits 4

Sig. Time
 Chief Timekeeper - Ian Sharp (SMART)
 Results on www.mylaps.com & www.smart-timing.co.uk

www.amb-it.com
www.mylaps.com
 Licensed to: SMART

POLE POSITION

1	1 4 Richard MITCHAM 1:21.211
2	3 28 Matthew BETT 1:23.245
3	5 41 Mark GELLATLY 1:23.618
4	7 16 Dan CLOWES 1:24.296
5	9 38 Andrew WARD 1:24.804
6	11 82 Nathan WRIGHT 1:25.481
7	13 99 Michael WATTON 1:26.233

2 66 James FLETCHER 1:22.209
4 6 Scott STEVENS 1:23.517
6 55 Daniel COOK 1:23.742
8 117 Hugh SMITH 1:24.802
10 5 Barry ARMSTRONG 1:24.848
12 14 Adam WALKER 1:26.021
14 25 Ian BLUNT 1:47.608

BRSCC Club Race Meeting

Sorted on Laps

Scottish Legend Car Championship

Cadwell Park 2.173 Miles

Race 10 - First Race (1B)

05/06/2011 11:00

Race (5 Laps) started at 11:08:40

Pos	No.	Name	Make/Model	CC	Class Cod	Laps	Total Tm	Diff	Best Tm	Best Spd
1	5	Jon HIGGINS	Ford Coupe	1250	G	5	8:47.429		1:44.779	74.660
2	7	Carol BROWN	Ford Coupe	1250	L	5	8:49.219	1.790	1:44.927	74.555
3	18	Ross MICKEL	Chevy Sedan	1250	L	5	8:49.749	2.320	1:44.522	74.844
4	3	Ross MARSHALL	Ford Coupe	1250	L	5	8:59.847	12.418	1:44.729	74.696
5	4	Lee FITZPATRICK	Legend	1200	G	5	9:01.785	14.356	1:44.527	74.840
6	8	Nick BRACE	34 Ford	1250	G	5	9:03.401	15.972	1:45.674	74.028
7	6	David HUNTER	Ford Coupe	1250	L	5	9:07.247	19.818	1:46.617	73.373
8	69	Gerard McCOSH	Ford Coupe	1250	L	5	9:08.436	21.007	1:46.102	73.729
9	03	John MARSHALL	Ford Coupe	1200	L	5	9:08.891	21.462	1:45.991	73.806
10	26	Scott HYNDS	Chevy Sedan	1250	L	5	9:09.759	22.330	1:46.073	73.749
11	99	Robbie BURGOYNE	Chevy Sedan	1250	L	5	9:12.051	24.622	1:46.733	73.293
12	32	Dean BRACE	Ford Coupe	1250	G	5	9:13.392	25.963	1:45.938	73.843
13	46	Colin ATKINSON	Ford 37 Coupe	1200	L	5	9:15.878	28.449	1:48.401	72.165
14	38	Errico PALAZZO	34 Ford Coupe	1250	L	5	9:17.252	29.823	1:48.579	72.047
15	27	Chris HYNDS	Legend	1250	L	5	9:18.162	30.733	1:49.201	71.637
16	17	Billy WAIT	37 Ford	1200	L	5	9:21.653	34.224	1:50.923	70.525
17	88	Jeff PRITCHARD	Chevy Sedan	1200	L	5	9:23.240	35.811	1:49.484	71.452
18	45	Guiseppe PALAZZO	Ford Sedan	1250	L	5	9:24.851	37.422	1:49.952	71.147
19	53	Dominic SPURR	Ford Sedan	1250	G	5	9:25.084	37.655	1:50.215	70.978
20	71	Alasdair THOM	34 Chevy Sedan	1250	L	5	9:25.659	38.230	1:50.216	70.977
21	80	Allan FEARNLEY	37 Ford Sedan	1250	L	5	9:47.404	59.975	1:49.447	71.476
Not classified ()										
DNF	72	Glenn BURTENSHAW	34 Coupe	1250	L	2	3:49.690	DNF	1:50.481	70.807
DNF	9	Paul O'BRIEN	Legend	1250	L		1.890	DNF		-
DNF	50	Paul McKAY	34 Chevy Coupe	1250	L		3.498	DNF		-

Announcements

Class G - Guest drivers

Margin of Victory	Avg. Speed	Best Lap Tm	Best Spd	Best Lap by
1.790	74.160	1:44.522	74.844	18 - Ross MICKEL

Clerk of the Course

Orbits 4

Sig.

Time

www.amb-it.com

Chief Timekeeper - Ian Sharp (SMART)

www.mylaps.com

Results on www.mylaps.com & www.smart-timing.co.uk

Licensed to: SMART

Printed: 06/06/2011 18:18:47

BRSCC Club Race Meeting

Scottish Legend Car Championship

Cadwell Park 2.173 Miles

Race 10 - First Race (1B)

05/06/2011 11:00

Race (5 Laps) started at 11:08:40

Lap	Lap Tm	Diff	Time of Day
(5) Jon HIGGINS			
1	1:46.683	+1.904	11:10:28.154
2	1:44.964	+0.185	11:12:13.118
3	1:45.116	+0.337	11:13:58.234
4	1:44.779		11:15:43.013
5	1:45.208	+0.429	11:17:28.221

Lap	Lap Tm	Diff	Time of Day
(7) Carol BROWN			
1	1:47.397	+2.470	11:10:29.084
2	1:44.927		11:12:14.011
3	1:45.435	+0.508	11:13:59.446
4	1:45.046	+0.119	11:15:44.492
5	1:45.519	+0.592	11:17:30.011

Lap	Lap Tm	Diff	Time of Day
(18) Ross MICKEL			
1	1:47.835	+3.313	11:10:29.668
2	1:45.628	+1.106	11:12:15.296
3	1:44.522		11:13:59.818
4	1:45.272	+0.750	11:15:45.090
5	1:45.451	+0.929	11:17:30.541

Lap	Lap Tm	Diff	Time of Day
(3) Ross MARSHALL			
1	1:51.943	+7.214	11:10:34.728
2	1:45.492	+0.763	11:12:20.220
3	1:44.729		11:14:04.949
4	1:45.285	+0.556	11:15:50.234
5	1:50.405	+5.676	11:17:40.639

Lap	Lap Tm	Diff	Time of Day
(4) Lee FITZPATRICK			
1	1:55.625	+11.098	11:10:39.163
2	1:48.394	+3.867	11:12:27.557
3	1:45.214	+0.687	11:14:12.771
4	1:45.279	+0.752	11:15:58.050
5	1:44.527		11:17:42.577

Lap	Lap Tm	Diff	Time of Day
(8) Nick BRACE			
1	1:54.072	+8.398	11:10:37.440
2	1:47.520	+1.846	11:12:24.960
3	1:46.492	+0.818	11:14:11.452
4	1:47.067	+1.393	11:15:58.519
5	1:45.674		11:17:44.193

Lap	Lap Tm	Diff	Time of Day
(6) David HUNTER			
1	1:54.951	+8.334	11:10:37.272
2	1:50.120	+3.503	11:12:27.392
3	1:46.675	+0.058	11:14:14.067
4	1:46.617		11:16:00.684
5	1:47.355	+0.738	11:17:48.039

Lap	Lap Tm	Diff	Time of Day
(69) Gerard McCOSH			
1	1:56.658	+10.556	11:10:39.035
2	1:49.942	+3.840	11:12:28.977
3	1:47.391	+1.289	11:14:16.368
4	1:46.102		11:16:02.470
5	1:46.758	+0.656	11:17:49.228

Lap	Lap Tm	Diff	Time of Day
(03) John MARSHALL			
1	1:56.632	+10.641	11:10:40.378
2	1:48.989	+2.998	11:12:29.367
3	1:47.662	+1.671	11:14:17.029

Lap	Lap Tm	Diff	Time of Day
4	1:45.991		11:16:03.020
5	1:46.663	+0.672	11:17:49.683

Lap	Lap Tm	Diff	Time of Day
(26) Scott HYNDIS			
1	1:55.990	+9.917	11:10:37.962
2	1:50.081	+4.008	11:12:28.043
3	1:47.129	+1.056	11:14:15.172
4	1:46.073		11:16:01.245
5	1:49.306	+3.233	11:17:50.551

Lap	Lap Tm	Diff	Time of Day
(99) Robbie BURGOYNE			
1	1:56.859	+10.126	11:10:40.917
2	1:49.197	+2.464	11:12:30.114
3	1:48.311	+1.578	11:14:18.425
4	1:46.733		11:16:05.158
5	1:47.685	+0.952	11:17:52.843

Lap	Lap Tm	Diff	Time of Day
(32) Dean BRACE			
1	2:03.057	+17.119	11:10:46.270
2	1:47.221	+1.283	11:12:33.491
3	1:46.720	+0.782	11:14:20.211
4	1:48.035	+2.097	11:16:08.246
5	1:45.938		11:17:54.184

Lap	Lap Tm	Diff	Time of Day
(46) Colin ATKINSON			
1	1:55.956	+7.555	11:10:39.715
2	1:50.211	+1.810	11:12:29.926
3	1:49.330	+0.929	11:14:19.256
4	1:49.013	+0.612	11:16:08.269
5	1:48.401		11:17:56.670

Lap	Lap Tm	Diff	Time of Day
(38) Errico PALAZZO			
1	1:58.164	+9.585	11:10:41.237
2	1:49.844	+1.265	11:12:31.081
3	1:48.868	+0.289	11:14:19.949
4	1:49.516	+0.937	11:16:09.465
5	1:48.579		11:17:58.044

Lap	Lap Tm	Diff	Time of Day
(27) Chris HYNDIS			
1	1:55.289	+6.088	11:10:37.275
2	1:51.662	+2.461	11:12:28.937
3	1:50.214	+1.013	11:14:19.151
4	1:50.602	+1.401	11:16:09.753
5	1:49.201		11:17:58.954

Lap	Lap Tm	Diff	Time of Day
(17) Billy WAIT			
1	1:53.140	+2.217	11:10:34.669
2	1:52.680	+1.757	11:12:27.349
3	1:50.923		11:14:18.272
4	1:50.990	+0.067	11:16:09.262
5	1:53.183	+2.260	11:18:02.445

Lap	Lap Tm	Diff	Time of Day
(88) Jeff PRITCHARD			
1	1:57.808	+8.324	11:10:42.888
2	1:51.749	+2.265	11:12:34.637
3	1:50.130	+0.646	11:14:24.767
4	1:49.484		11:16:14.251
5	1:49.781	+0.297	11:18:04.032

Lap	Lap Tm	Diff	Time of Day
(45) Guiseppe PALAZZO			
1	1:57.091	+7.139	11:10:41.446

Lap	Lap Tm	Diff	Time of Day
2	1:50.815	+0.863	11:12:32.261
3	1:51.322	+1.370	11:14:23.583
4	1:52.108	+2.156	11:16:15.691
5	1:49.952		11:18:05.643

Lap	Lap Tm	Diff	Time of Day
(53) Dominic SPURR			
1	1:56.977	+6.762	11:10:41.640
2	1:50.770	+0.555	11:12:32.410
3	1:51.248	+1.033	11:14:23.658
4	1:50.215		11:16:13.873
5	1:52.003	+1.788	11:18:05.876

Lap	Lap Tm	Diff	Time of Day
(71) Alasdair THOM			
1	1:57.330	+7.114	11:10:42.443
2	1:50.946	+0.730	11:12:33.389
3	1:50.831	+0.615	11:14:24.220
4	1:52.015	+1.799	11:16:16.235
5	1:50.216		11:18:06.451

Lap	Lap Tm	Diff	Time of Day
(80) Allan FEARNLEY			
1	2:18.885	+29.438	11:11:02.938
2	1:54.311	+4.864	11:12:57.249
3	1:51.145	+1.698	11:14:48.394
4	1:50.355	+0.908	11:16:38.749
5	1:49.447		11:18:28.196

Lap	Lap Tm	Diff	Time of Day
(72) Glenn BURTENSHAW			
1	1:56.442	+5.961	11:10:40.001
2	1:50.481		11:12:30.482

Clerk of the Course

Sig.

Time

Chief Timekeeper - Ian Sharp (SMART)

Results on www.mylaps.com & www.smart-timing.co.uk

Printed: 06/06/2011 18:18:56

Orbits 4

www.amb-it.comwww.mylaps.com

Licensed to: SMART

Scottish Legend Car Championship

Cadwell Park 2.173 Miles

Race 10 - First Race (1B)

05/06/2011 11:00

Race (5 Laps) started at 11:08:40

Competitors	Laps					
	0	1	2	3	4	5
Jon HIGGINS (5)	1	5	5	5	5	5
Billy WAIT (17)	2	17	7	7	7	7
Carol BROWN (7)	3	7	18	18	18	18
Ross MICKEL (18)	4	18	17	3	3	3
Scott HYNDS (26)	5	26	3	8	8	4
Chris HYNDS (27)	6	27	6	17	4	8
David HUNTER (6)	7	6	27	6	6	6
Gerard McCOSH (69)	8	69	8	4	26	26
Paul O'BRIEN (9)	9	9	26	26	69	69
Ross MARSHALL (3)	10	3	69	27	03	03
Errico PALAZZO (38)	11	38	4	69	17	99
Dean BRACE (32)	12	32	46	03	99	32
Nick BRACE (8)	13	8	72	46	27	46
Lee FITZPATRICK (4)	14	4	03	99	46	17
Glenn BURTENSHAW (72)	15	72	99	72	38	38
John MARSHALL (03)	16	03	38	38	32	27
Colin ATKINSON (46)	17	46	45	45	45	53
Allan FEARNLEY (80)	18	80	53	53	53	88
Robbie BURGOYNE (99)	19	99	71	71	71	45
Paul McKAY (50)	20	50	88	32	88	71
Guiseppe PALAZZO (45)	21	45	32	88	80	80
Dominic SPURR (53)	22	53	80	80		
Jeff PRITCHARD (88)	23	88				
Alasdair THOM (71)	24	71				

Clerk of the Course

Orbits 4

Sig. Time
 Chief Timekeeper - Ian Sharp (SMART)
 Results on www.mylaps.com & www.smart-timing.co.uk

www.amb-it.com
www.mylaps.com
 Licensed to: SMART

S&G Response Ford XR Championship

Cadwell Park 2.173 Miles

Race 11 - Second Race

05/06/2011 11:25

Race started at 11:29:55

Pos	No.	Name	Make/Model	CC	Class Cod	Laps	Total Tm	Diff	Best Tm	Best Spd
1	69	Mark ROBINSON	Ford Fiesta XR2	1600	XRA	11	19:46.703		1:46.494	73.458
2	68	Simon ROBINSON	Ford Fiesta XR2	1600	XRA	11	19:47.002	0.299	1:46.469	73.475
3	3	Peter LANCASTER	Ford Fiesta XR2	1600	XRA	11	19:49.150	2.447	1:46.754	73.279
4	79	Simon SHERIDAN	Ford Fiesta XR2	1600	XRA	11	20:00.786	14.083	1:47.809	72.562
5	66	Steve POOLE	Ford Fiesta XR2	1600	XRA	11	20:11.726	25.023	1:48.680	71.980
6	1	John-Ifan JONES	Ford Escort XR3i	1600	XRB	11	20:12.773	26.070	1:48.075	72.383
7	18	Michael HEATH	Ford Fiesta XR2	1600	XRA	11	20:37.250	50.547	1:49.950	71.149
8	62	Lee BOWMAN	Ford Escort XR3i	1600	XRB	11	20:42.091	55.388	1:50.536	70.772
9	77	Chris FLYNN	Ford Escort XR3i	1600	XRB	11	20:42.907	56.204	1:50.068	71.072
10	22	Danny LEIGH	Ford Escort XR3i	1600	XRB	11	20:46.482	59.779	1:49.233	71.616
11	21	Jason HENNEFER	Ford Escort XR3i	1600	XRB	11	20:50.470	1:03.767	1:50.454	70.824
12	63	Terry KELLAHER	Ford Escort XR3i	1600	XRB	11	20:52.984	1:06.281	1:51.565	70.119
13	14	Tony RUDD	Ford Fiesta XR2	1600	XRA	11	20:53.658	1:06.955	1:51.431	70.203
14	13	Christopher NYLAN	Ford Escort XR3i	1600	XRB	10	19:51.222	1 Lap	1:53.235	69.085

Announcements

New Track Record (1:46.469) for BRSCC Ford XR (A) by Simon ROBINSON.

Margin of Victory	Avg. Speed	Best Lap Tm	Best Spd	Best Lap by
0.299	72.512	1:46.469	73.475	68 - Simon ROBINSON

Clerk of the Course

Orbits 4

Sig.

Time

www.amb-it.com

Chief Timekeeper - Ian Sharp (SMART)

www.mylaps.com

Results on www.mylaps.com & www.smart-timing.co.uk

Licensed to: SMART

BRSCC Club Race Meeting

S&G Response Ford XR Championship

Cadwell Park 2.173 Miles

Race 11 - Second Race

05/06/2011 11:25

Race started at 11:29:55

Lap	Lap Tm	Diff	Time of Day
(69) Mark ROBINSON			
1	1:52.999	+6.505	11:31:50.687
2	1:46.916	+0.422	11:33:37.603
3	1:46.494		11:35:24.097
4	1:46.637	+0.143	11:37:10.734
5	1:46.858	+0.364	11:38:57.592
6	1:47.134	+0.640	11:40:44.726
7	1:47.421	+0.927	11:42:32.147
8	1:48.245	+1.751	11:44:20.392
9	1:47.890	+1.396	11:46:08.282
10	1:47.033	+0.539	11:47:55.315
11	1:46.747	+0.253	11:49:42.062

Lap	Lap Tm	Diff	Time of Day
(68) Simon ROBINSON			
1	1:52.653	+6.184	11:31:50.204
2	1:48.703	+2.234	11:33:38.907
3	1:46.775	+0.306	11:35:25.682
4	1:47.532	+1.063	11:37:13.214
5	1:46.589	+0.120	11:38:59.803
6	1:46.469		11:40:46.272
7	1:46.935	+0.466	11:42:33.207
8	1:47.320	+0.851	11:44:20.527
9	1:47.574	+1.105	11:46:08.101
10	1:47.706	+1.237	11:47:55.807
11	1:46.554	+0.085	11:49:42.361

Lap	Lap Tm	Diff	Time of Day
(3) Peter LANCASTER			
1	1:52.924	+6.170	11:31:51.335
2	1:47.114	+0.360	11:33:38.449
3	1:47.074	+0.320	11:35:25.523
4	1:47.512	+0.758	11:37:13.035
5	1:47.318	+0.564	11:39:00.353
6	1:46.919	+0.165	11:40:47.272
7	1:47.905	+1.151	11:42:35.177
8	1:47.051	+0.297	11:44:22.228
9	1:46.754		11:46:08.982
10	1:47.621	+0.867	11:47:56.603
11	1:47.906	+1.152	11:49:44.509

Lap	Lap Tm	Diff	Time of Day
(79) Simon SHERIDAN			
1	1:54.604	+6.795	11:31:52.834
2	1:48.025	+0.216	11:33:40.859
3	1:47.809		11:35:28.668
4	1:47.857	+0.048	11:37:16.525
5	1:49.345	+1.536	11:39:05.870
6	1:48.837	+1.028	11:40:54.707
7	1:48.703	+0.894	11:42:43.410
8	1:48.259	+0.450	11:44:31.669
9	1:48.186	+0.377	11:46:19.855
10	1:48.051	+0.242	11:48:07.906
11	1:48.239	+0.430	11:49:56.145

Lap	Lap Tm	Diff	Time of Day
(66) Steve POOLE			
1	1:54.219	+5.539	11:31:53.666
2	1:49.105	+0.425	11:33:42.771
3	1:48.716	+0.036	11:35:31.487
4	1:49.380	+0.700	11:37:20.867
5	1:49.079	+0.399	11:39:09.946
6	1:50.985	+2.305	11:41:00.931
7	1:49.816	+1.136	11:42:50.747

Lap	Lap Tm	Diff	Time of Day
8	1:49.490	+0.810	11:44:40.237
9	1:49.273	+0.593	11:46:29.510
10	1:48.895	+0.215	11:48:18.405
11	1:48.680		11:50:07.085

Lap	Lap Tm	Diff	Time of Day
(1) John-Ifan JONES			
1	1:56.699	+8.624	11:31:55.792
2	1:50.037	+1.962	11:33:45.829
3	1:49.294	+1.219	11:35:35.123
4	1:49.121	+1.046	11:37:24.244
5	1:49.938	+1.863	11:39:14.182
6	1:49.570	+1.495	11:41:03.752
7	1:49.277	+1.202	11:42:53.029
8	1:49.133	+1.058	11:44:42.162
9	1:49.201	+1.126	11:46:31.363
10	1:48.694	+0.619	11:48:20.057
11	1:48.075		11:50:08.132

Lap	Lap Tm	Diff	Time of Day
(18) Michael HEATH			
1	1:58.248	+8.298	11:31:58.510
2	1:50.662	+0.712	11:33:49.172
3	1:50.062	+0.112	11:35:39.234
4	1:51.048	+1.098	11:37:30.282
5	1:50.520	+0.570	11:39:20.802
6	1:50.643	+0.693	11:41:11.445
7	1:49.950		11:43:01.395
8	1:51.601	+1.651	11:44:52.996
9	1:51.850	+1.900	11:46:44.846
10	1:52.391	+2.441	11:48:37.237
11	1:55.372	+5.422	11:50:32.609

Lap	Lap Tm	Diff	Time of Day
(62) Lee BOWMAN			
1	1:56.885	+6.349	11:31:57.502
2	1:54.096	+3.560	11:33:51.598
3	1:53.267	+2.731	11:35:44.865
4	1:51.105	+0.569	11:37:35.970
5	1:51.813	+1.277	11:39:27.783
6	1:51.609	+1.073	11:41:19.392
7	1:50.898	+0.362	11:43:10.290
8	1:51.836	+1.300	11:45:02.126
9	1:52.151	+1.615	11:46:54.277
10	1:50.536		11:48:44.813
11	1:52.637	+2.101	11:50:37.450

Lap	Lap Tm	Diff	Time of Day
(77) Chris FLYNN			
1	1:59.727	+9.659	11:31:59.638
2	1:53.713	+3.645	11:33:53.351
3	1:54.070	+4.002	11:35:47.421
4	1:52.091	+2.023	11:37:39.512
5	1:51.859	+1.791	11:39:31.371
6	1:51.795	+1.727	11:41:23.166
7	1:50.068		11:43:13.234
8	1:51.223	+1.155	11:45:04.457
9	1:50.134	+0.066	11:46:54.591
10	1:50.505	+0.437	11:48:45.096
11	1:53.170	+3.102	11:50:38.266

Lap	Lap Tm	Diff	Time of Day
(22) Danny LEIGH			
1	1:59.924	+10.691	11:31:59.146
2	1:51.532	+2.299	11:33:50.678
3	2:09.825	+20.592	11:36:00.503

Lap	Lap Tm	Diff	Time of Day
4	1:50.040	+0.807	11:37:50.543
5	1:49.863	+0.630	11:39:40.406
6	1:49.291	+0.058	11:41:29.697
7	1:49.233		11:43:18.930
8	1:51.837	+2.604	11:45:10.767
9	1:50.321	+1.088	11:47:01.088
10	1:49.833	+0.600	11:48:50.921
11	1:50.920	+1.687	11:50:41.841

Lap	Lap Tm	Diff	Time of Day
(21) Jason HENNEFER			
1	2:01.198	+10.744	11:32:02.708
2	1:54.259	+3.805	11:33:56.967
3	1:53.423	+2.969	11:35:50.390
4	1:51.515	+1.061	11:37:41.905
5	1:51.387	+0.933	11:39:33.292
6	1:51.985	+1.531	11:41:25.277
7	1:50.454		11:43:15.731
8	1:52.232	+1.778	11:45:07.963
9	1:53.878	+3.424	11:47:01.841
10	1:52.312	+1.858	11:48:54.153
11	1:51.676	+1.222	11:50:45.829

Lap	Lap Tm	Diff	Time of Day
(63) Terry KELLAHER			
1	1:59.612	+8.047	11:32:00.511
2	1:52.591	+1.026	11:33:53.102
3	1:53.905	+2.340	11:35:47.007
4	1:51.679	+0.114	11:37:38.686
5	1:52.459	+0.894	11:39:31.145
6	1:53.893	+2.328	11:41:25.038
7	1:52.456	+0.891	11:43:17.494
8	1:55.027	+3.462	11:45:12.521
9	1:52.299	+0.734	11:47:04.820
10	1:51.565		11:48:56.385
11	1:51.958	+0.393	11:50:48.343

Lap	Lap Tm	Diff	Time of Day
(14) Tony RUDD			
1	2:00.471	+9.040	11:32:01.589
2	1:54.066	+2.635	11:33:55.655
3	1:54.012	+2.581	11:35:49.667
4	1:52.061	+0.630	11:37:41.728
5	1:53.536	+2.105	11:39:35.264
6	1:51.500	+0.069	11:41:26.764
7	1:51.637	+0.206	11:43:18.401
8	1:54.992	+3.561	11:45:13.393
9	1:52.749	+1.318	11:47:06.142
10	1:51.444	+0.013	11:48:57.586
11	1:51.431		11:50:49.017

Lap	Lap Tm	Diff	Time of Day
(13) Christopher NYLAN			
1	2:01.537	+8.302	11:32:03.516
2	1:54.269	+1.034	11:33:57.785
3	1:54.164	+0.929	11:35:51.949
4	1:53.735	+0.500	11:37:45.684
5	1:53.235		11:39:38.919
6	1:56.674	+3.439	11:41:35.593
7	1:59.852	+6.617	11:43:35.445
8	2:00.646	+7.411	11:45:36.091
9	2:00.425	+7.190	11:47:36.516
10	2:10.065	+16.830	11:49:46.581

Clerk of the Course

Orbits 4

Sig. Time
 Chief Timekeeper - Ian Sharp (SMART)
 Results on www.mylaps.com & www.smart-timing.co.uk

www.amb-it.com
www.mylaps.com
 Licensed to: SMART

S&G Response Ford XR Championship

Cadwell Park 2.173 Miles

Race 11 - Second Race

05/06/2011 11:25

Race started at 11:29:55

Competitors	Laps												
	0	1	2	3	4	5	6	7	8	9	10	11	
Simon ROBINSON (68)	1	68	68	69	69	69	69	69	69	69	68	69	69
Mark ROBINSON (69)	2	69	69	3	3	3	68	68	68	68	69	68	68
Simon SHERIDAN (79)	3	79	3	68	68	68	3	3	3	3	3	3	3
Peter LANCASTER (3)	4	3	79	79	79	79	79	79	79	79	79	79	79
John-Ifan JONES (1)	5	1	66	66	66	66	66	66	66	66	66	66	66
Danny LEIGH (22)	6	22	1	1	1	1	1	1	1	1	1	1	1
Steve POOLE (66)	7	66	62	18	18	18	18	18	18	18	18	18	18
Chris FLYNN (77)	8	77	18	22	62	62	62	62	62	62	62	62	62
Michael HEATH (18)	9	18	22	62	63	63	63	77	77	77	77	77	77
Lee BOWMAN (62)	10	62	77	63	77	77	77	63	21	21	22	22	22
Terry KELLAHER (63)	11	63	63	77	14	14	21	21	63	22	21	21	21
Tony RUDD (14)	12	14	14	14	21	21	14	14	14	63	63	63	63
Jason HENNEFER (21)	13	21	21	21	13	13	13	22	22	14	14	14	14
Christopher NYLAN (13)	14	13	13	13	22	22	22	13	13	13	13	13	13

Scottish Classic Sports & Saloon Champio

Cadwell Park 2.173 Miles

Race 12 - Second Race

05/06/2011 12:45

Race (20:00 Time) started at 12:52:06

Pos	No.	Name	Make/Model	CC	Class Cod	Laps	Total Tm	Diff	Best Tm	Best Spd
1	73	Andrew SMITH	Morgan + 8	3900	CD	12	20:38.476		1:41.530	77.049
2	1	John MARSHALL	Ford Escort	2000	CB	12	20:43.590	5.114	1:42.654	76.206
3	4	Stan BERNARD	Porsche 911	2994	CC	12	21:00.576	22.100	1:44.988	74.511
4	57	Roy SMITH	Ford Capri Pirana	4948	CD	12	21:09.388	30.912	1:45.766	73.963
5	55	Robert MARSHALL	Ford Escort RS	1993	CB	12	21:10.659	32.183	1:46.325	73.574
6	29	Richard MERRELL	Alfa Giulia GT	1995	CB	12	21:13.896	35.420	1:46.895	73.182
7	15	Donald LAIRD	Lotus Elan	1558	CB	12	21:55.496	1:17.020	1:48.526	72.082
8	41	Grant ALLAN	Porsche 911	2993	CC	12	22:02.052	1:23.576	1:51.549	70.129
9	17	Ian DALTREY	Alfasud TI	1490	CA	12	22:03.564	1:25.088	1:51.654	70.063
10	45	Nic BOYES	Mini Cooper	1330	CA	12	22:03.994	1:25.518	1:51.581	70.109
11	47	Keiron BAILLIE	Ford Escort Mk1	1599	CB	12	22:17.180	1:38.704	1:52.335	69.638
12	49	Raymond BOYD	Porsche 911	2998	CC	11	21:02.117	1 Lap	1:46.070	73.751
13	68	Roger MOTHERWELL	Alfasud Sprint	1490	CA	11	22:02.480	1 Lap	1:59.471	65.479
14	43	Kenneth BREARLEY	AustinMini	1330	CA	11	22:06.066	1 Lap	2:04.706	62.730
Not classified ()										
DNF	2	Willy TOYE	Triumph TR8	3900	CD	11	19:51.225	DNF	1:48.337	72.208
DNF	46	Robin BENN	Ford Capri	3000	CC	10	18:12.590	DNF	1:49.467	71.463
DNF	21	Jimmy CROW	Ford Escort	2000	CB	9	16:07.462	DNF	1:48.776	71.917
DNF	28	Peter HOLDSWORTH	Austin Healey Sprite	1380	CA	9	17:47.072	DNF	2:03.433	63.377
DNF	14	Tim REID	Marcos GT	1660	CB		5.017	DNF	-	-
DNS	11	Ian MORTON	MG Midget	1380	CA			DNS	-	-
DNS	70	Barry RIDDELL	Triumph TR8	3900	CD			DNS	-	-

Announcements

New Track Record (1:42.654) for SMRC Classic S/S (B) by John MARSHALL.

New Track Record (1:41.530) for SMRC Classic S/S (D) by Andrew SMITH.

New Track Record (1:51.581) for SMRC Classic S/S (A) by Nic BOYES.

Margin of Victory	Avg. Speed	Best Lap Tm	Best Spd	Best Lap by
5.114	75.798	1:41.530	77.049	73 - Andrew SMITH

Clerk of the Course

Orbits 4

Sig.

Time

www.amb-it.com

Chief Timekeeper - Ian Sharp (SMART)

www.mylaps.com

Results on www.mylaps.com & www.smart-timing.co.uk

Licensed to: SMART

BRSCC Club Race Meeting

Scottish Classic Sports & Saloon Champio

Cadwell Park 2.173 Miles

Race 12 - Second Race

05/06/2011 12:45

Race (20:00 Time) started at 12:52:06

Lap	Lap Tm	Diff	Time of Day
(73) Andrew SMITH			
1	1:48.375	+6.845	12:53:57.511
2	1:43.049	+1.519	12:55:40.560
3	3:50.013	+2:08.483	13:01:15.686
4	1:41.530		13:02:57.216
5	1:42.065	+0.535	13:04:39.281
6	1:42.711	+1.181	13:06:21.992
7	1:43.023	+1.493	13:08:05.015
8	1:44.212	+2.682	13:09:49.227
9	1:44.922	+3.392	13:11:34.149
10	1:44.989	+3.459	13:13:19.138
11	1:45.742	+4.212	13:15:04.880
12	1:55.028	+13.498	13:16:59.908

Lap	Lap Tm	Diff	Time of Day
(1) John MARSHALL			
1	1:47.935	+5.281	12:53:57.137
2	1:44.480	+1.826	12:55:41.617
3	3:48.875	+2:06.221	13:01:16.102
4	1:42.654		13:02:58.756
5	1:43.574	+0.920	13:04:42.330
6	1:45.542	+2.888	13:06:27.872
7	1:45.360	+2.706	13:08:13.232
8	1:45.891	+3.237	13:09:59.123
9	1:46.643	+3.989	13:11:45.766
10	1:45.531	+2.877	13:13:31.297
11	1:46.448	+3.794	13:15:17.745
12	1:47.277	+4.623	13:17:05.022

Lap	Lap Tm	Diff	Time of Day
(4) Stan BERNARD			
1	1:54.678	+9.690	12:54:04.118
2	1:47.483	+2.495	12:55:51.601
3	3:37.417	+1:52.429	13:01:18.341
4	1:44.988		13:03:03.329
5	1:45.986	+0.998	13:04:49.315
6	1:48.011	+3.023	13:06:37.326
7	1:46.895	+1.907	13:08:24.221
8	1:46.494	+1.506	13:10:10.715
9	1:47.503	+2.515	13:11:58.218
10	1:46.554	+1.566	13:13:44.772
11	1:47.796	+2.808	13:15:32.568
12	1:49.440	+4.452	13:17:22.008

Lap	Lap Tm	Diff	Time of Day
(57) Roy SMITH			
1	1:52.820	+7.054	12:54:03.299
2	1:47.992	+2.226	12:55:51.291
3	3:36.947	+1:51.181	13:01:17.179
4	1:45.766		13:03:02.945
5	1:45.967	+0.201	13:04:48.912
6	1:48.005	+2.239	13:06:36.917
7	1:46.942	+1.176	13:08:23.859
8	1:46.553	+0.787	13:10:10.412
9	1:50.376	+4.610	13:12:00.788
10	1:47.179	+1.413	13:13:47.967
11	1:51.147	+5.381	13:15:39.114
12	1:51.706	+5.940	13:17:30.820

Lap	Lap Tm	Diff	Time of Day
(55) Robert MARSHALL			
1	1:56.686	+10.361	12:54:07.851
2	1:50.360	+4.035	12:55:58.211
3	3:31.233	+1:44.908	13:01:21.922

Lap	Lap Tm	Diff	Time of Day
4	1:47.690	+1.365	13:03:09.612
5	1:47.538	+1.213	13:04:57.150
6	1:48.340	+2.015	13:06:45.490
7	1:47.778	+1.453	13:08:33.268
8	1:47.777	+1.452	13:10:21.045
9	1:47.775	+1.450	13:12:08.820
10	1:48.952	+2.627	13:13:57.772
11	1:46.325		13:15:44.097
12	1:47.994	+1.669	13:17:32.091

Lap	Lap Tm	Diff	Time of Day
(29) Richard MERRELL			
1	1:54.419	+7.524	12:54:05.341
2	1:49.738	+2.843	12:55:55.079
3	3:35.047	+1:48.152	13:01:20.503
4	1:48.367	+1.472	13:03:08.870
5	1:47.722	+0.827	13:04:56.592
6	1:48.915	+2.020	13:06:45.507
7	1:48.664	+1.769	13:08:34.171
8	1:48.013	+1.118	13:10:22.184
9	1:47.887	+0.992	13:12:10.071
10	1:48.499	+1.604	13:13:58.570
11	1:46.895		13:15:45.465
12	1:49.863	+2.968	13:17:35.328

Lap	Lap Tm	Diff	Time of Day
(15) Donald LAIRD			
1	1:57.629	+9.103	12:54:09.568
2	1:52.993	+4.467	12:56:02.561
3	3:27.040	+1:38.514	13:01:26.696
4	1:52.463	+3.937	13:03:19.159
5	1:50.041	+1.515	13:05:09.200
6	1:50.341	+1.815	13:06:59.541
7	1:48.723	+0.197	13:08:48.264
8	1:48.526		13:10:36.790
9	1:51.899	+3.373	13:12:28.689
10	1:52.148	+3.622	13:14:20.837
11	1:54.778	+6.252	13:16:15.615
12	2:01.313	+12.787	13:18:16.928

Lap	Lap Tm	Diff	Time of Day
(41) Grant ALLAN			
1	1:56.234	+4.685	12:54:08.289
2	1:53.573	+2.024	12:56:01.862
3	3:25.739	+1:34.190	13:01:24.817
4	1:54.007	+2.458	13:03:18.824
5	1:54.393	+2.844	13:05:13.217
6	1:53.415	+1.866	13:07:06.632
7	1:52.630	+1.081	13:08:59.262
8	1:51.876	+0.327	13:10:51.138
9	1:51.549		13:12:42.687
10	1:53.850	+2.301	13:14:36.537
11	1:53.623	+2.074	13:16:30.160
12	1:53.324	+1.775	13:18:23.484

Lap	Lap Tm	Diff	Time of Day
(17) Ian DALTRY			
1	1:59.988	+8.334	12:54:14.549
2	1:52.767	+1.113	12:56:07.316
3	3:27.056	+1:35.402	13:01:28.673
4	1:53.740	+2.086	13:03:22.413
5	1:51.910	+0.256	13:05:14.323
6	1:53.019	+1.365	13:07:07.342
7	1:52.694	+1.040	13:09:00.036
8	1:51.692	+0.038	13:10:51.728

Lap	Lap Tm	Diff	Time of Day
9	1:51.654		13:12:43.382
10	1:54.249	+2.595	13:14:37.631
11	1:53.199	+1.545	13:16:30.830
12	1:54.166	+2.512	13:18:24.996

Lap	Lap Tm	Diff	Time of Day
(45) Nic BOYES			
1	1:57.235	+5.654	12:54:10.074
2	1:53.166	+1.585	12:56:03.240
3	3:27.160	+1:35.579	13:01:27.305
4	1:52.808	+1.227	13:03:20.113
5	1:53.941	+2.360	13:05:14.054
6	1:53.772	+2.191	13:07:07.826
7	1:52.991	+1.410	13:09:00.817
8	1:51.704	+0.123	13:10:52.521
9	1:51.581		13:12:44.102
10	1:54.021	+2.440	13:14:38.123
11	1:53.207	+1.626	13:16:31.330
12	1:54.096	+2.515	13:18:25.426

Lap	Lap Tm	Diff	Time of Day
(47) Keiron BAILLIE			
1	1:59.395	+7.060	12:54:13.102
2	1:53.040	+0.705	12:56:06.142
3	3:27.433	+1:35.098	13:01:28.109
4	1:55.563	+3.228	13:03:23.672
5	1:52.335		13:05:16.007
6	1:52.578	+0.243	13:07:08.585
7	1:53.458	+1.123	13:09:02.043
8	1:52.858	+0.523	13:10:54.901
9	1:52.674	+0.339	13:12:47.575
10	1:55.523	+3.188	13:14:43.098
11	1:59.060	+6.725	13:16:42.158
12	1:56.454	+4.119	13:18:38.612

Lap	Lap Tm	Diff	Time of Day
(49) Raymond BOYD			
1	1:54.189	+8.119	12:54:03.895
2	1:48.312	+2.242	12:55:52.207
3	3:37.897	+1:51.827	13:01:19.611
4	1:46.719	+0.649	13:03:06.330
5	1:46.787	+0.717	13:04:53.117
6	1:46.386	+0.316	13:06:39.503
7	1:46.665	+0.595	13:08:26.168
8	1:46.070		13:10:12.238
9	1:47.906	+1.836	13:12:00.144
10	3:33.115	+1:47.045	13:15:33.259
11	1:50.290	+4.220	13:17:23.549

Lap	Lap Tm	Diff	Time of Day
(68) Roger MOTHERWELL			
1	2:02.835	+3.364	12:54:16.245
2	1:59.471		12:56:15.716
3	3:04.972	+1:05.501	13:01:34.283
4	2:06.825	+7.354	13:03:41.108
5	2:06.211	+6.740	13:05:47.319
6	2:04.961	+5.490	13:07:52.280
7	2:05.836	+6.365	13:09:58.116
8	2:00.512	+1.041	13:11:58.628
9	2:07.244	+7.773	13:14:05.872
10	2:09.153	+9.682	13:16:15.025
11	2:08.887	+9.416	13:18:23.912

Lap	Lap Tm	Diff	Time of Day
(43) Kenneth BREARLEY			
1	2:09.560	+4.854	12:54:23.939

Clerk of the Course

Orbits 4

Sig. Time
 Chief Timekeeper - Ian Sharp (SMART)
 Results on www.mylaps.com & www.smart-timing.co.uk

www.amb-it.com
www.mylaps.com
 Licensed to: SMART

BRSCC Club Race Meeting


Scottish Classic Sports & Saloon Champio

Cadwell Park 2.173 Miles

Race 12 - Second Race

05/06/2011 12:45

Race (20:00 Time) started at 12:52:06



Lap	Lap Tm	Diff	Time of Day
2	2:05.119	+0.413	12:56:29.058
3	2:48.277	+43.571	13:01:36.355
4	2:05.570	+0.864	13:03:41.925
5	2:06.116	+1.410	13:05:48.041
6	2:04.706		13:07:52.747
7	2:06.318	+1.612	13:09:59.065
8	2:07.018	+2.312	13:12:06.083
9	2:05.983	+1.277	13:14:12.066
10	2:07.985	+3.279	13:16:20.051
11	2:07.447	+2.741	13:18:27.498

(2) Willy TOYE

1	1:55.636	+7.299	12:54:10.670
2	1:52.761	+4.424	12:56:03.431
3	3:26.242	+1:37.905	13:01:24.848
4	1:48.373	+0.036	13:03:13.221
5	1:49.190	+0.853	13:05:02.411
6	1:48.337		13:06:50.748
7	1:51.031	+2.694	13:08:41.779
8	1:51.201	+2.864	13:10:32.980
9	1:54.726	+6.389	13:12:27.706
10	1:51.502	+3.165	13:14:19.208
11	1:53.449	+5.112	13:16:12.657

(46) Robin BENN

1	1:55.451	+5.984	12:54:06.852
2	1:51.201	+1.734	12:55:58.053
3	3:31.370	+1:41.903	13:01:21.714
4	1:51.259	+1.792	13:03:12.973
5	1:51.870	+2.403	13:05:04.843
6	1:49.603	+0.136	13:06:54.446
7	1:49.467		13:08:43.913
8	1:51.362	+1.895	13:10:35.275
9	1:52.220	+2.753	13:12:27.495
10	2:06.527	+17.060	13:14:34.022

(21) Jimmy CROW

1	1:56.535	+7.759	12:54:10.607
2	1:52.648	+3.872	12:56:03.255
3	3:21.425	+1:32.649	13:01:29.170
4	1:50.812	+2.036	13:03:19.982
5	1:49.844	+1.068	13:05:09.826
6	1:49.903	+1.127	13:06:59.729
7	1:49.209	+0.433	13:08:48.938
8	1:48.776		13:10:37.714
9	1:51.180	+2.404	13:12:28.894

(28) Peter HOLDSWORTH

1	2:09.259	+5.826	12:54:22.567
2	2:05.291	+1.858	12:56:27.858
3	2:48.596	+45.163	13:01:34.388
4	2:05.701	+2.268	13:03:40.089
5	2:06.266	+2.833	13:05:46.355
6	2:04.891	+1.458	13:07:51.246
7	2:06.241	+2.808	13:09:57.487
8	2:07.584	+4.151	13:12:05.071
9	2:03.433		13:14:08.504

Lap Lap Tm Diff Time of Day

Lap Lap Tm Diff Time of Day

Clerk of the Course

Orbits 4

Sig. Time
 Chief Timekeeper - Ian Sharp (SMART)
 Results on www.mylaps.com & www.smart-timing.co.uk

www.amb-it.com
www.mylaps.com
 Licensed to: SMART

Scottish Classic Sports & Saloon Champio

Cadwell Park 2.173 Miles

Race 12 - Second Race

05/06/2011 12:45

Race (20:00 Time) started at 12:52:06

Competitors	Laps												
	0	1	2	3	4	5	6	7	8	9	10	11	12
Andrew SMITH (73)	1	73	1	73	73	73	73	73	73	73	73	73	73
John MARSHALL (1)	2	1	73	1	1	1	1	1	1	1	1	1	1
Stan BERNARD (4)	3	4	57	57	57	57	57	57	57	57	4	4	4
Raymond BOYD (49)	4	49	49	4	4	4	4	4	4	4	49	57	57
Roy SMITH (57)	5	57	4	49	49	49	49	49	49	49	57	55	55
Richard MERRELL (29)	6	29	29	29	29	29	55	55	55	55	29	29	29
Robert MARSHALL (55)	7	55	46	46	46	55	55	29	29	29	2	2	15
Robin BENN (46)	8	46	55	55	55	46	2	2	2	2	46	15	15
Tim REID (14)	9	14	41	41	41	2	46	46	46	46	2	46	41
Donald LAIRD (15)	10	15	15	15	2	41	15	15	15	15	15	41	17
Grant ALLAN (41)	11	41	45	45	15	15	21	21	21	21	21	17	45
Nic BOYES (45)	12	45	21	21	45	21	41	41	41	41	41	45	47
Peter HOLDSWORTH (28)	13	28	2	2	47	45	45	17	17	17	17	47	49
Roger MOTHERWELL (68)	14	68	47	47	17	17	17	45	45	45	45	49	68
Keiron BAILLIE (47)	15	47	17	17	21	47	47	47	47	47	47	68	43
Jimmy CROW (21)	16	21	68	68	68	28	28	28	28	68	68	68	43
Kenneth BREARLEY (43)	17	43	28	28	28	68	68	68	68	28	28		
Ian DALTRY (17)	18	17	43	43	43	43	43	43	43	43			
Willy TOYE (2)	19	2											
-	20												
-	21												

Scottish Mini Cooper Championship

Cadwell Park 2.173 Miles

Race 12A - Second Race

05/06/2011 13:20

Race started at 13:35:26

Pos	No.	Name	Make/Model	CC	Class Cod	Laps	Total Tm	Diff	Best Tm	Best Spd
1	3	David SLEIGH	Mini Cooper	1600	SM	11	19:57.437		1:47.406	72.834
2	7	Vic COVEY Jnr	Mini Cooper	1600	SM	11	19:58.533	1.096	1:47.202	72.973
3	22	Chris SMILEY	Mini Cooper	1600	SM	11	20:07.804	10.367	1:47.688	72.643
4	4	Tim SLEIGH	Mini Cooper	1600	SMN	11	20:11.535	14.098	1:47.561	72.729
5	14	Alan WAUGH	Mini Cooper	1600	SM	11	20:25.454	28.017	1:48.991	71.775
6	8	Hamish BRANDON	Mini Cooper	1600	SM	11	20:32.653	35.216	1:50.159	71.014
7	2	Michael FALCONER	Mini Cooper	1600	SMN	11	20:44.914	47.477	1:51.142	70.386
8	17	Fiona WALLACE	Mini Cooper	1600	SM L	11	21:04.615	1:07.178	1:52.803	69.349
9	21	Elaine MARSHALL	Mini Cooper	1600	SMN L	11	21:05.507	1:08.070	1:52.973	69.245
10	25	Emma Louise BRUCE	Mini Cooper	1600	SMN L	11	21:37.096	1:39.659	1:53.187	69.114
Not classified ()										
DNF	6	Kenny McLEOD	Mini Cooper	1600	SMN	7	13:07.084	DNF	1:49.751	71.278
DNF	20	Kyle REID	Mini Cooper	1600	SMN	2	3:49.578	DNF	1:51.280	70.298

Announcements

New Track Record (1:47.202) for SMRC Mini Cooper by Vic COVEY Jnr.

Margin of Victory	Avg. Speed	Best Lap Tm	Best Spd	Best Lap by
1.096	71.862	1:47.202	72.973	7 - Vic COVEY Jnr

Clerk of the Course

Orbits 4

Sig.

Time

www.amb-it.com

Chief Timekeeper - Ian Sharp (SMART)

www.mylaps.com

Results on www.mylaps.com & www.smart-timing.co.uk

Licensed to: SMART

BRSCC Club Race Meeting

Scottish Mini Cooper Championship

Cadwell Park 2.173 Miles

Race 12A - Second Race

05/06/2011 13:20

Race started at 13:35:26

Lap	Lap Tm	Diff	Time of Day
(3) David SLEIGH			
1	1:53.245	+5.839	13:37:23.636
2	1:47.728	+0.322	13:39:11.364
3	1:47.674	+0.268	13:40:59.038
4	1:48.288	+0.882	13:42:47.326
5	1:47.406		13:44:34.732
6	1:49.319	+1.913	13:46:24.051
7	1:48.463	+1.057	13:48:12.514
8	1:48.808	+1.402	13:50:01.322
9	1:47.920	+0.514	13:51:49.242
10	1:47.612	+0.206	13:53:36.854
11	1:47.509	+0.103	13:55:24.363

Lap	Lap Tm	Diff	Time of Day
(7) Vic COVEY Jnr			
1	1:56.690	+9.488	13:37:26.561
2	1:49.929	+2.727	13:39:16.490
3	1:47.969	+0.767	13:41:04.459
4	1:47.734	+0.532	13:42:52.193
5	1:47.441	+0.239	13:44:39.634
6	1:47.528	+0.326	13:46:27.162
7	1:47.499	+0.297	13:48:14.661
8	1:47.850	+0.648	13:50:02.511
9	1:48.102	+0.900	13:51:50.613
10	1:47.644	+0.442	13:53:38.257
11	1:47.202		13:55:25.459

Lap	Lap Tm	Diff	Time of Day
(22) Chris SMILEY			
1	1:54.609	+6.921	13:37:26.766
2	1:50.269	+2.581	13:39:17.035
3	1:50.302	+2.614	13:41:07.337
4	1:48.159	+0.471	13:42:55.496
5	1:47.949	+0.261	13:44:43.445
6	1:47.688		13:46:31.133
7	1:48.038	+0.350	13:48:19.171
8	1:48.304	+0.616	13:50:07.475
9	1:48.680	+0.992	13:51:56.155
10	1:48.215	+0.527	13:53:44.370
11	1:50.360	+2.672	13:55:34.730

Lap	Lap Tm	Diff	Time of Day
(4) Tim SLEIGH			
1	1:53.260	+5.699	13:37:23.016
2	1:47.906	+0.345	13:39:10.922
3	1:47.812	+0.251	13:40:58.734
4	1:49.196	+1.635	13:42:47.930
5	1:47.561		13:44:35.491
6	1:48.277	+0.716	13:46:23.768
7	1:49.491	+1.930	13:48:13.259
8	1:48.675	+1.114	13:50:01.934
9	1:48.333	+0.772	13:51:50.267
10	1:48.550	+0.989	13:53:38.817
11	1:59.644	+12.083	13:55:38.461

Lap	Lap Tm	Diff	Time of Day
(14) Alan WAUGH			
1	1:56.173	+7.182	13:37:25.409
2	1:52.777	+3.786	13:39:18.186
3	1:57.790	+8.799	13:41:15.976
4	1:49.165	+0.174	13:43:05.141
5	1:49.172	+0.181	13:44:54.313
6	1:49.561	+0.570	13:46:43.874
7	1:48.991		13:48:32.865

Lap	Lap Tm	Diff	Time of Day
8	1:49.348	+0.357	13:50:22.213
9	1:50.165	+1.174	13:52:12.378
10	1:49.813	+0.822	13:54:02.191
11	1:50.189	+1.198	13:55:52.380

Lap	Lap Tm	Diff	Time of Day
(8) Hamish BRANDON			
1	1:57.087	+6.928	13:37:27.614
2	1:51.718	+1.559	13:39:19.332
3	1:51.631	+1.472	13:41:10.963
4	1:50.534	+0.375	13:43:01.497
5	1:52.293	+2.134	13:44:53.790
6	1:51.189	+1.030	13:46:44.979
7	1:50.159		13:48:35.138
8	1:50.339	+0.180	13:50:25.477
9	1:51.325	+1.166	13:52:16.802
10	1:51.442	+1.283	13:54:08.244
11	1:51.335	+1.176	13:55:59.579

Lap	Lap Tm	Diff	Time of Day
(2) Michael FALCONER			
1	1:57.914	+6.772	13:37:29.204
2	1:52.403	+1.261	13:39:21.607
3	1:55.214	+4.072	13:41:16.821
4	1:51.926	+0.784	13:43:08.747
5	1:51.745	+0.603	13:45:00.492
6	1:51.142		13:46:51.634
7	1:51.420	+0.278	13:48:43.054
8	1:52.199	+1.057	13:50:35.253
9	1:52.255	+1.113	13:52:27.508
10	1:52.366	+1.224	13:54:19.874
11	1:51.966	+0.824	13:56:11.840

Lap	Lap Tm	Diff	Time of Day
(17) Fiona WALLACE			
1	1:59.458	+6.655	13:37:31.234
2	1:55.110	+2.307	13:39:26.344
3	1:55.945	+3.142	13:41:22.289
4	1:53.559	+0.756	13:43:15.848
5	1:53.168	+0.365	13:45:09.016
6	1:52.803		13:47:01.819
7	1:53.209	+0.406	13:48:55.028
8	1:54.071	+1.268	13:50:49.099
9	1:54.489	+1.686	13:52:43.588
10	1:53.954	+1.151	13:54:37.542
11	1:53.999	+1.196	13:56:31.541

Lap	Lap Tm	Diff	Time of Day
(21) Elaine MARSHALL			
1	2:00.217	+7.244	13:37:32.847
2	1:55.938	+2.965	13:39:28.785
3	1:54.926	+1.953	13:41:23.711
4	1:53.849	+0.876	13:43:17.560
5	1:53.760	+0.787	13:45:11.320
6	1:52.973		13:47:04.293
7	1:53.732	+0.759	13:48:58.025
8	1:53.385	+0.412	13:50:51.410
9	1:53.894	+0.921	13:52:45.304
10	1:53.241	+0.268	13:54:38.545
11	1:53.888	+0.915	13:56:32.433

Lap	Lap Tm	Diff	Time of Day
(25) Emma Louise BRUCE			
1	2:01.437	+8.250	13:37:34.301
2	1:55.610	+2.423	13:39:29.911
3	1:54.863	+1.676	13:41:24.774

Lap	Lap Tm	Diff	Time of Day
4	1:53.898	+0.711	13:43:18.672
5	1:53.187		13:45:11.859
6	1:53.700	+0.513	13:47:05.559
7	2:07.303	+14.116	13:49:12.862
8	1:59.552	+6.365	13:51:12.414
9	1:57.847	+4.660	13:53:10.261
10	1:56.480	+3.293	13:55:06.741
11	1:57.281	+4.094	13:57:04.022

Lap	Lap Tm	Diff	Time of Day
(6) Kenny McLEOD			
1	1:55.199	+5.448	13:37:26.703
2	1:52.009	+2.258	13:39:18.712
3	1:50.353	+0.602	13:41:09.065
4	1:53.217	+3.466	13:43:02.282
5	1:50.715	+0.964	13:44:52.997
6	1:49.751		13:46:42.748
7	1:51.262	+1.511	13:48:34.010

Lap	Lap Tm	Diff	Time of Day
(20) Kyle REID			
1	1:55.847	+4.567	13:37:25.224
2	1:51.280		13:39:16.504

Clerk of the Course

Orbits 4

Sig. Time
 Chief Timekeeper - Ian Sharp (SMART)
 Results on www.mylaps.com & www.smart-timing.co.uk

www.amb-it.com
www.mylaps.com
 Licensed to: SMART

Scottish Mini Cooper Championship

Cadwell Park 2.173 Miles

Race 12A - Second Race

05/06/2011 13:20

Race started at 13:35:26

Competitors	Laps												
	0	1	2	3	4	5	6	7	8	9	10	11	
Alan WAUGH (14)	1	14	4	4	4	3	3	4	3	3	3	3	3
Kyle REID (20)	2	20	3	3	3	4	4	3	4	4	4	7	7
Tim SLEIGH (4)	3	4	20	7	7	7	7	7	7	7	7	4	22
Vic COVEY Jnr (7)	4	7	14	20	22	22	22	22	22	22	22	22	4
David SLEIGH (3)	5	3	7	22	6	8	6	6	14	14	14	14	14
Hamish BRANDON (8)	6	8	6	14	8	6	8	14	6	8	8	8	8
Michael FALCONER (2)	7	2	22	6	14	14	14	8	8	2	2	2	2
Kenny McLEOD (6)	8	6	8	8	2	2	2	2	2	17	17	17	17
Fiona WALLACE (17)	9	17	2	2	17	17	17	17	17	21	21	21	21
Chris SMILEY (22)	10	22	17	17	21	21	21	21	21	25	25	25	25
Elaine MARSHALL (21)	11	21	21	21	25	25	25	25	25				
Emma Louise BRUCE (25)	12	25	25	25									

Scottish Legend Car Championship

Cadwell Park 2.173 Miles

Race 14 - Second Race (2B)

05/06/2011 13:35

Race (5 Laps) started at 14:34:32

Pos	No.	Name	Make/Model	CC	Class Cod	Laps	Total Tm	Diff	Best Tm	Best Spd
1	8	Nick BRACE	34 Ford	1250	G	5	8:55.902		1:45.907	73.865
2	32	Dean BRACE	Ford Coupe	1250	G	5	8:56.421	0.519	1:45.273	74.310
3	99	Robbie BURGOYNE	Chevy Sedan	1250	L	5	8:58.285	2.383	1:45.718	73.997
4	69	Gerard McCOSH	Ford Coupe	1250	L	5	9:00.719	4.817	1:45.367	74.243
5	7	Carol BROWN	Ford Coupe	1250	L	5	9:01.084	5.182	1:45.616	74.068
6	72	Glenn BURTENSHAW	34 Coupe	1250	L	5	9:01.291	5.389	1:46.368	73.545
7	4	Lee FITZPATRICK	Legend	1200	G	5	9:03.308	7.406	1:46.985	73.121
8	6	David HUNTER	Ford Coupe	1250	L	5	9:07.058	11.156	1:46.650	73.350
9	26	Scott HYNDS	Chevy Sedan	1250	L	5	9:09.059	13.157	1:47.093	73.047
10	27	Chris HYNDS	Legend	1250	L	5	9:14.091	18.189	1:48.883	71.846
11	38	Errico PALAZZO	34 Ford Coupe	1250	L	5	9:14.191	18.289	1:49.450	71.474
12	03	John MARSHALL	Ford Coupe	1200	L	5	9:15.792	19.890	1:47.319	72.893
13	17	Billy WAIT	37 Ford	1200	L	5	9:18.351	22.449	1:49.696	71.313
14	3	Ross MARSHALL	Ford Coupe	1250	L	5	9:18.449	22.547	1:46.210	73.654
15	88	Jeff PRITCHARD	Chevy Sedan	1200	L	5	9:18.643	22.741	1:49.087	71.712
16	50	Paul McKAY	34 Chevy Coupe	1250	L	5	9:24.939	29.037	1:51.129	70.394
17	53	Dominic SPURR	Ford Sedan	1250	G	5	9:25.006	29.104	1:50.839	70.578
18	71	Alasdair THOM	34 Chevy Sedan	1250	L	5	9:25.241	29.339	1:51.191	70.355
19	45	Guiseppe PALAZZO	Ford Sedan	1250	L	5	9:26.044	30.142	1:50.662	70.691
20	80	Allan FEARNLEY	37 Ford Sedan	1250	L	5	9:27.075	31.173	1:50.721	70.653
Not classified ()										
DNF	9	Paul O'BRIEN	Legend	1250	L	3	5:33.908	DNF	1:49.415	71.497
DNS	18	Ross MICKEL	Chevy Sedan	1250	L			DNS		-
DNS	5	Jon HIGGINS	Ford Coupe	1250	G			DNS		-

Announcements

RED FLAG - Lap 1 - Race re-started over 5 laps.

Car No.72 - No working transponder - Please fix before Final.

Class G - Guest drivers

Margin of Victory	Avg. Speed	Best Lap Tm	Best Spd	Best Lap by
0.519	72.987	1:45.273	74.310	32 - Dean BRACE

Clerk of the Course

Orbits 4

Sig.

Time

www.amb-it.com

Chief Timekeeper - Ian Sharp (SMART)

www.mylaps.com

Results on www.mylaps.com & www.smart-timing.co.uk

Licensed to: SMART

BRSCC Club Race Meeting

Scottish Legend Car Championship

Cadwell Park 2.173 Miles

Race 14 - Second Race (2B)

05/06/2011 13:35

Race (5 Laps) started at 14:34:32

Lap	Lap Tm	Diff	Time of Day
(8) Nick BRACE			
1	1:49.657	+3.750	14:36:23.365
2	1:46.091	+0.184	14:38:09.456
3	1:45.907		14:39:55.363
4	1:46.205	+0.298	14:41:41.568
5	1:46.584	+0.677	14:43:28.152
(32) Dean BRACE			
1	1:49.782	+4.509	14:36:23.596
2	1:46.916	+1.643	14:38:10.512
3	1:45.273		14:39:55.785
4	1:46.342	+1.069	14:41:42.127
5	1:46.544	+1.271	14:43:28.671
(99) Robbie BURGOYNE			
1	1:49.059	+3.341	14:36:22.395
2	1:48.351	+2.633	14:38:10.746
3	1:45.718		14:39:56.464
4	1:46.293	+0.575	14:41:42.757
5	1:47.778	+2.060	14:43:30.535
(69) Gerard McCOSH			
1	1:51.724	+6.357	14:36:26.028
2	1:47.872	+2.505	14:38:13.900
3	1:45.367		14:39:59.267
4	1:46.266	+0.899	14:41:45.533
5	1:47.436	+2.069	14:43:32.969
(7) Carol BROWN			
1	1:52.063	+6.447	14:36:26.995
2	1:47.198	+1.582	14:38:14.193
3	1:45.616		14:39:59.809
4	1:46.760	+1.144	14:41:46.569
5	1:46.765	+1.149	14:43:33.334
(72) Glenn BURTENSHAW			
1	1:50.524	+4.156	14:36:24.339
2	1:47.923	+1.555	14:38:12.262
3	1:46.454	+0.086	14:39:58.716
4	1:48.457	+2.089	14:41:47.173
5	1:46.368		14:43:33.541
(4) Lee FITZPATRICK			
1	1:49.855	+2.870	14:36:23.434
2	1:49.465	+2.480	14:38:12.899
3	1:48.029	+1.044	14:40:00.928
4	1:47.645	+0.660	14:41:48.573
5	1:46.985		14:43:35.558
(6) David HUNTER			
1	1:53.664	+7.014	14:36:27.841
2	1:49.015	+2.365	14:38:16.856
3	1:48.544	+1.894	14:40:05.400
4	1:46.650		14:41:52.050
5	1:47.258	+0.608	14:43:39.308
(26) Scott HYNDS			
1	1:52.282	+5.189	14:36:26.801
2	1:49.234	+2.141	14:38:16.035
3	1:50.749	+3.656	14:40:06.784

Lap	Lap Tm	Diff	Time of Day
4	1:47.432	+0.339	14:41:54.216
5	1:47.093		14:43:41.309
(27) Chris HYNDS			
1	1:53.173	+4.290	14:36:27.764
2	1:49.521	+0.638	14:38:17.285
3	1:49.418	+0.535	14:40:06.703
4	1:48.883		14:41:55.586
5	1:50.755	+1.872	14:43:46.341
(38) Errico PALAZZO			
1	1:51.677	+2.227	14:36:25.577
2	1:50.378	+0.928	14:38:15.955
3	1:49.461	+0.011	14:40:05.416
4	1:49.450		14:41:54.866
5	1:51.575	+2.125	14:43:46.441
(03) John MARSHALL			
1	1:48.696	+1.377	14:36:22.055
2	1:58.074	+10.755	14:38:20.129
3	1:51.341	+4.022	14:40:11.470
4	1:47.319		14:41:58.789
5	1:49.253	+1.934	14:43:48.042
(17) Billy WAIT			
1	1:53.315	+3.619	14:36:28.637
2	1:49.696		14:38:18.333
3	1:49.980	+0.284	14:40:08.313
4	1:50.199	+0.503	14:41:58.512
5	1:52.089	+2.393	14:43:50.601
(3) Ross MARSHALL			
1	1:49.958	+3.748	14:36:23.888
2	2:05.221	+19.011	14:38:29.109
3	1:46.210		14:40:15.319
4	1:48.592	+2.382	14:42:03.911
5	1:46.788	+0.578	14:43:50.699
(88) Jeff PRITCHARD			
1	1:54.030	+4.943	14:36:29.675
2	1:51.622	+2.535	14:38:21.297
3	1:50.210	+1.123	14:40:11.507
4	1:49.087		14:42:00.594
5	1:50.299	+1.212	14:43:50.893
(50) Paul McKay			
1	1:53.892	+2.763	14:36:29.570
2	1:52.613	+1.484	14:38:22.183
3	1:51.129		14:40:13.312
4	1:52.275	+1.146	14:42:05.587
5	1:51.602	+0.473	14:43:57.189
(53) Dominic SPURR			
1	1:54.405	+3.566	14:36:30.948
2	1:51.976	+1.137	14:38:22.924
3	1:50.839		14:40:13.763
4	1:52.088	+1.249	14:42:05.851
5	1:51.405	+0.566	14:43:57.256
(71) Alasdair THOM			
1	1:54.733	+3.542	14:36:31.310

Lap	Lap Tm	Diff	Time of Day
2	1:51.992	+0.801	14:38:23.302
3	1:51.191		14:40:14.493
4	1:51.541	+0.350	14:42:06.034
5	1:51.457	+0.266	14:43:57.491
(45) Guiseppa PALAZZO			
1	1:53.622	+2.960	14:36:29.979
2	1:52.872	+2.210	14:38:22.851
3	1:50.662		14:40:13.513
4	1:53.085	+2.423	14:42:06.598
5	1:51.696	+1.034	14:43:58.294
(80) Allan FEARNLEY			
1	1:54.587	+3.866	14:36:30.794
2	1:54.696	+3.975	14:38:25.490
3	1:50.721		14:40:16.211
4	1:51.239	+0.518	14:42:07.450
5	1:51.875	+1.154	14:43:59.325
(9) Paul O'BRIEN			
1	1:52.607	+3.192	14:36:26.625
2	1:50.118	+0.703	14:38:16.743
3	1:49.415		14:40:06.158

Clerk of the Course

Orbits 4

Sig. Time
 Chief Timekeeper - Ian Sharp (SMART)
 Results on www.mylaps.com & www.smart-timing.co.uk

www.amb-it.com
www.mylaps.com
 Licensed to: SMART

Scottish Legend Car Championship

Cadwell Park 2.173 Miles

Race 14 - Second Race (2B)

05/06/2011 13:35

Race (5 Laps) started at 14:34:32

Competitors	Laps						
	0	1	2	3	4	5	
Robbie BURGOYNE (99)	1	99	03	8	8	8	8
John MARSHALL (03)	2	03	99	32	32	32	32
Lee FITZPATRICK (4)	3	4	8	99	99	99	99
Nick BRACE (8)	4	8	4	72	72	69	69
Dean BRACE (32)	5	32	32	4	69	7	7
Glenn BURTENSCHAW (72)	6	72	3	69	7	72	72
Errico PALAZZO (38)	7	38	72	7	4	4	4
Ross MARSHALL (3)	8	3	38	38	6	6	6
Paul O'BRIEN (9)	9	9	69	26	38	26	26
David HUNTER (6)	10	6	9	9	9	38	27
Gerard McCOSH (69)	11	69	26	6	27	27	38
Scott HYNDS (26)	12	26	7	27	26	17	03
Chris HYNDS (27)	13	27	27	17	17	03	17
Carol BROWN (7)	14	7	6	03	03	88	3
Billy WAIT (17)	15	17	17	88	88	3	88
Jeff PRITCHARD (88)	16	88	50	50	50	50	50
Paul McKAY (50)	17	50	88	45	45	53	53
Allan FEARNLEY (80)	18	80	45	53	53	71	71
Guiseppe PALAZZO (45)	19	45	80	71	71	45	45
Dominic SPURR (53)	20	53	53	80	3	80	80
Alasdair THOM (71)	21	71	71	3	80		
-	22						
-	23						

Clerk of the Course

Orbits 4

Sig. Time
 Chief Timekeeper - Ian Sharp (SMART)
 Results on www.mylaps.com & www.smart-timing.co.uk

www.amb-it.com
www.mylaps.com
 Licensed to: SMART

Design911.com Porsche Championship

Cadwell Park 2.173 Miles

Race 15 - Third Race

05/06/2011 14:20

Race (20:00 Time) started at 14:57:12

Pos	No.	Name	Make/Model	CC	Class Cod	Laps	Total Tm	Diff	Best Tm	Best Spd
1	31	John BEARMAN	Porsche Boxster	3200	PB	12	20:42.099		1:41.747	76.885
2	16	Gerry TAYLOR	Porsche Boxster	3200	PB	12	20:42.107	0.008	1:40.688	77.693
3	21	Richard SYKES	Porsche Boxster	3200	PB	12	20:42.345	0.246	1:41.029	77.431
4	87	David BEARMAN	Porsche Boxster	3200	PB	12	21:06.762	24.663	1:42.753	76.132
5	77	Steven BOYLES	Porsche Boxster	3200	PB	12	21:12.013	29.914	1:42.949	75.987
6	40	Arjo GHOSH	Porsche Boxster	3200	PB	12	21:20.144	38.045	1:43.623	75.493
7	74	Guillaume GRUCHET	Porsche Boxster	3200	PB	12	21:29.607	47.508	1:45.518	74.137
8	3	Jayson FLEGG	Porsche 924	2000	924	12	22:07.921	1:25.822	1:48.078	72.381
9	7	Alistair KIRKHAM	Porsche 924	2000	924	12	22:12.454	1:30.355	1:48.720	71.954
10	22	Andrew HANNINGTON	Porsche 924	2000	924	12	22:12.672	1:30.573	1:48.892	71.840
11	5	Adam CROFT	Porsche 924	2000	924	11	21:10.510	1 Lap	1:52.233	69.701
12	18	Alfred PIESINGER	Porsche 924	2000	924	11	21:11.115	1 Lap	1:51.251	70.317
13	49	Martin HALL	Porsche 924	2000	924	11	21:13.373	1 Lap	1:52.702	69.411
Not classified ()										
DNF	10	Marc MacKENZIE	Porsche 924	2000	924	1	2:03.069	DNF	1:57.287	66.698
DNF	11	Sean SIDDALL	Porsche 924	2000	924	1	2:04.779	DNF	1:58.558	65.983
DNS	99	Richard STYRIN	Porsche Boxster	3200	PB			DNS		-
DNS	1	David CLARK	Porsche Boxster	3200	PB			DNS		-
DNS	2	Mark MARSHALL	Porsche 924	2000	924			DNS		-

Margin of Victory	Avg. Speed	Best Lap Tm	Best Spd	Best Lap by
0.008	75.577	1:40.688	77.693	16 - Gerry TAYLOR

Clerk of the Course

Orbits 4

Sig. Time

www.amb-it.com

Chief Timekeeper - Ian Sharp (SMART)

www.mylaps.com

Results on www.mylaps.com & www.smart-timing.co.uk

Licensed to: SMART

Lap	Lap Tm	Diff	Time of Day
(31) John BEARMAN			
1	1:47.901	+6.154	14:59:03.642
2	1:44.759	+3.012	15:00:48.401
3	1:45.245	+3.498	15:02:33.646
4	1:42.547	+0.800	15:04:16.193
5	1:42.498	+0.751	15:05:58.691
6	1:42.034	+0.287	15:07:40.725
7	1:41.747		15:09:22.472
8	1:42.550	+0.803	15:11:05.022
9	1:42.238	+0.491	15:12:47.260
10	1:42.427	+0.680	15:14:29.687
11	1:42.498	+0.751	15:16:12.185
12	1:42.468	+0.721	15:17:54.653

Lap	Lap Tm	Diff	Time of Day
(16) Gerry TAYLOR			
1	1:47.993	+7.305	14:59:04.019
2	1:45.095	+4.407	15:00:49.114
3	1:45.909	+5.221	15:02:35.023
4	1:45.656	+4.968	15:04:20.679
5	1:40.982	+0.294	15:06:01.661
6	1:41.453	+0.765	15:07:43.114
7	1:40.688		15:09:23.802
8	1:41.959	+1.271	15:11:05.761
9	1:41.949	+1.261	15:12:47.710
10	1:42.394	+1.706	15:14:30.104
11	1:42.240	+1.552	15:16:12.344
12	1:42.317	+1.629	15:17:54.661

Lap	Lap Tm	Diff	Time of Day
(21) Richard SYKES			
1	1:48.211	+7.182	14:59:04.705
2	1:44.821	+3.792	15:00:49.526
3	1:45.948	+4.919	15:02:35.474
4	1:44.154	+3.125	15:04:19.628
5	1:41.243	+0.214	15:06:00.871
6	1:41.173	+0.144	15:07:42.044
7	1:41.029		15:09:23.073
8	1:42.260	+1.231	15:11:05.333
9	1:42.986	+1.957	15:12:48.319
10	1:42.356	+1.327	15:14:30.675
11	1:42.343	+1.314	15:16:13.018
12	1:41.881	+0.852	15:17:54.899

Lap	Lap Tm	Diff	Time of Day
(87) David BEARMAN			
1	1:48.250	+5.497	14:59:03.328
2	1:44.598	+1.845	15:00:47.926
3	1:46.680	+3.927	15:02:34.606
4	1:49.133	+6.380	15:04:23.739
5	1:43.294	+0.541	15:06:07.033
6	1:42.753		15:07:49.786
7	1:44.903	+2.150	15:09:34.689
8	1:43.696	+0.943	15:11:18.385
9	1:44.846	+2.093	15:13:03.231
10	1:46.786	+4.033	15:14:50.017
11	1:43.843	+1.090	15:16:33.860
12	1:45.456	+2.703	15:18:19.316

Lap	Lap Tm	Diff	Time of Day
(77) Steven BOYLES			
1	1:51.420	+8.471	14:59:06.898
2	1:44.824	+1.875	15:00:51.722
3	1:44.932	+1.983	15:02:36.654

Lap	Lap Tm	Diff	Time of Day
4	1:45.346	+2.397	15:04:22.000
5	1:44.213	+1.264	15:06:06.213
6	1:42.949		15:07:49.162
7	1:46.920	+3.971	15:09:36.082
8	1:43.835	+0.886	15:11:19.917
9	1:47.136	+4.187	15:13:07.053
10	1:44.926	+1.977	15:14:51.979
11	1:43.863	+0.914	15:16:35.842
12	1:48.725	+5.776	15:18:24.567

Lap	Lap Tm	Diff	Time of Day
(40) Arjo GHOSH			
1	1:48.413	+4.790	14:59:02.763
2	1:44.658	+1.035	15:00:47.421
3	1:47.066	+3.443	15:02:34.487
4	1:46.123	+2.500	15:04:20.610
5	1:44.067	+0.444	15:06:04.677
6	1:43.623		15:07:48.300
7	1:48.620	+4.997	15:09:36.920
8	1:44.110	+0.487	15:11:21.030
9	1:44.842	+1.219	15:13:05.872
10	1:44.885	+1.262	15:14:50.757
11	1:44.100	+0.477	15:16:34.857
12	1:57.841	+14.218	15:18:32.698

Lap	Lap Tm	Diff	Time of Day
(74) Guillaume GRUCHET			
1	1:51.510	+5.992	14:59:06.394
2	1:47.835	+2.317	15:00:54.229
3	1:46.395	+0.877	15:02:40.624
4	1:46.117	+0.599	15:04:26.741
5	1:47.175	+1.657	15:06:13.916
6	1:48.871	+3.353	15:08:02.787
7	1:47.841	+2.323	15:09:50.628
8	1:46.389	+0.871	15:11:37.017
9	1:45.518		15:13:22.535
10	1:46.238	+0.720	15:15:08.773
11	1:46.326	+0.808	15:16:55.099
12	1:47.062	+1.544	15:18:42.161

Lap	Lap Tm	Diff	Time of Day
(3) Jayson FLEGG			
1	1:56.576	+8.498	14:59:15.721
2	1:50.858	+2.780	15:01:06.579
3	1:51.570	+3.492	15:02:58.149
4	1:49.389	+1.311	15:04:47.538
5	1:48.078		15:06:35.616
6	1:49.139	+1.061	15:08:24.755
7	1:50.285	+2.207	15:10:15.040
8	1:48.698	+0.620	15:12:03.738
9	1:48.242	+0.164	15:13:51.980
10	1:49.038	+0.960	15:15:41.018
11	1:49.552	+1.474	15:17:30.570
12	1:49.905	+1.827	15:19:20.475

Lap	Lap Tm	Diff	Time of Day
(7) Alistair KIRKHAM			
1	1:57.076	+8.356	14:59:16.156
2	1:51.023	+2.303	15:01:07.179
3	1:51.353	+2.633	15:02:58.532
4	1:51.231	+2.511	15:04:49.763
5	1:50.240	+1.520	15:06:40.003
6	1:49.438	+0.718	15:08:29.441
7	1:49.778	+1.058	15:10:19.219
8	1:48.720		15:12:07.939

Lap	Lap Tm	Diff	Time of Day
9	1:49.297	+0.577	15:13:57.236
10	1:48.950	+0.230	15:15:46.186
11	1:49.091	+0.371	15:17:35.277
12	1:49.731	+1.011	15:19:25.008

Lap	Lap Tm	Diff	Time of Day
(22) Andrew HANNINGTON			
1	1:55.935	+7.043	14:59:14.762
2	1:51.391	+2.499	15:01:06.153
3	1:51.659	+2.767	15:02:57.812
4	1:51.503	+2.611	15:04:49.315
5	1:52.189	+3.297	15:06:41.504
6	1:49.440	+0.548	15:08:30.944
7	1:48.892		15:10:19.836
8	1:49.241	+0.349	15:12:09.077
9	1:49.059	+0.167	15:13:58.136
10	1:49.073	+0.181	15:15:47.209
11	1:49.042	+0.150	15:17:36.251
12	1:48.975	+0.083	15:19:25.226

Lap	Lap Tm	Diff	Time of Day
(5) Adam CROFT			
1	2:00.838	+8.605	14:59:20.479
2	1:57.560	+5.327	15:01:18.039
3	1:54.438	+2.205	15:03:12.477
4	1:52.926	+0.693	15:05:05.403
5	1:54.024	+1.791	15:06:59.427
6	1:56.274	+4.041	15:08:55.701
7	1:52.906	+0.673	15:10:48.607
8	1:54.005	+1.772	15:12:42.612
9	1:54.582	+2.349	15:14:37.194
10	1:52.233		15:16:29.427
11	1:53.637	+1.404	15:18:23.064

Lap	Lap Tm	Diff	Time of Day
(18) Alfred PIESINGER			
1	1:58.755	+7.504	14:59:18.036
2	1:58.834	+7.583	15:01:16.870
3	1:57.568	+6.317	15:03:14.438
4	1:51.251		15:05:05.689
5	1:53.767	+2.516	15:06:59.456
6	1:55.226	+3.975	15:08:54.682
7	1:53.186	+1.935	15:10:47.868
8	1:55.188	+3.937	15:12:43.056
9	1:54.247	+2.996	15:14:37.303
10	1:53.955	+2.704	15:16:31.258
11	1:52.411	+1.160	15:18:23.669

Lap	Lap Tm	Diff	Time of Day
(49) Martin HALL			
1	2:00.983	+8.281	14:59:19.277
2	1:59.318	+6.616	15:01:18.595
3	1:55.030	+2.328	15:03:13.625
4	1:53.607	+0.905	15:05:07.232
5	1:52.702		15:06:59.934
6	1:54.145	+1.443	15:08:54.079
7	1:53.720	+1.018	15:10:47.799
8	1:53.927	+1.225	15:12:41.726
9	1:56.759	+4.057	15:14:38.485
10	1:53.160	+0.458	15:16:31.645
11	1:54.282	+1.580	15:18:25.927

Lap	Lap Tm	Diff	Time of Day
(10) Marc MacKENZIE			
1	1:57.287		14:59:15.623

Clerk of the Course

Sig. Time
 Chief Timekeeper - Ian Sharp (SMART)
 Results on www.mylaps.com & www.smart-timing.co.uk

Orbits 4

www.amb-it.comwww.mylaps.com

Licensed to: SMART

BRSCC Club Race Meeting

Design911.com Porsche Championship

Cadwell Park 2.173 Miles

Race 15 - Third Race

05/06/2011 14:20

Race (20:00 Time) started at 14:57:12

Lap	Lap Tm	Diff	Time of Day
<u>(11) Sean SIDDALL</u>			
1	1:58.558		14:59:17.333

Lap	Lap Tm	Diff	Time of Day
-----	--------	------	-------------

Lap	Lap Tm	Diff	Time of Day
-----	--------	------	-------------

Clerk of the Course

Orbits 4

Sig. Time

www.amb-it.com

Chief Timekeeper - Ian Sharp (SMART)

www.mylaps.com

Results on www.mylaps.com & www.smart-timing.co.uk

Licensed to: SMART

Design911.com Porsche Championship

Cadwell Park 2.173 Miles

Race 15 - Third Race

05/06/2011 14:20

Race (20:00 Time) started at 14:57:12

Competitors	Laps													
	0	1	2	3	4	5	6	7	8	9	10	11	12	
Arjo GHOSH (40)	1	40	40	40	31	31	31	31	31	31	31	31	31	31
Guillaume GRUCHET (74)	2	74	87	87	40	21	21	21	21	21	16	16	16	16
David BEARMAN (87)	3	87	31	31	87	40	16	16	16	16	21	21	21	21
Steven BOYLES (77)	4	77	16	16	16	16	40	40	87	87	87	87	87	87
John BEARMAN (31)	5	31	21	21	21	77	77	77	77	77	40	40	40	77
Gerry TAYLOR (16)	6	16	74	77	77	87	87	87	40	40	77	77	77	40
Richard SYKES (21)	7	21	77	74	74	74	74	74	74	74	74	74	74	74
Martin HALL (49)	8	49	22	22	22	3	3	3	3	3	3	3	3	3
Marc MacKENZIE (10)	9	10	10	3	3	22	7	7	7	7	7	7	7	7
Sean SIDDALL (11)	10	11	3	7	7	7	22	22	22	22	22	22	22	22
Andrew HANNINGTON (22)	11	22	7	18	5	5	5	49	49	49	5	5	5	5
Alistair KIRKHAM (7)	12	7	11	5	49	18	18	18	18	5	18	18	18	18
Jayson FLEGG (3)	13	3	18	49	18	49	49	5	5	18	49	49	49	49
Alfred PIESINGER (18)	14	18	49											
Adam CROFT (5)	15	5	5											
-	16													
-	17													
-	18													

BRSCC Formula Jedi Championship

Cadwell Park 2.173 Miles

Race 16 - Second Race

05/06/2011 14:55

Race (20:00 Time) started at 15:32:41

Pos	No.	Name	Make/Model	CC	Class Cod	Laps	Total Tm	Diff	Best Tm	Best Spd
1	4	Richard MITCHAM	Jedi Mk6	1000		8	20:57.058		1:22.842	94.430
2	41	Mark GELLATLY	Jedi Mk6	1000		8	21:00.536	3.478	1:23.722	93.438
3	28	Matthew BETT	Jedi Mk6	1000		8	21:00.899	3.841	1:24.068	93.053
4	16	Dan CLOWES	Jedi Mk6	1000		8	21:04.498	7.440	1:25.018	92.013
5	5	Barry ARMSTRONG	Jedi Mk6	1000		8	21:06.844	9.786	1:25.173	91.846
6	14	Adam WALKER	Jedi Mk6	1000		8	21:09.559	12.501	1:27.453	89.451
7	117	Hugh SMITH	Jedi Mk6	1000		8	21:09.796	12.738	1:26.138	90.817
8	38	Andrew WARD	Jedi Mk6	1000		8	21:10.332	13.274	1:27.267	89.642
9	25	Ian BLUNT	Jedi Mk6	1000		8	21:44.193	47.135	1:42.852	76.059
10	99	Michael WATTON	Jedi Mk6	1000		8	21:50.690	53.632	1:27.376	89.530

Not classified ()

DNF	55	Daniel COOK	Jedi Mk6	1000		7	19:37.240	DNF	1:24.022	93.104
DNF	6	Scott STEVENS	Jedi Mk6	1000		3	9:49.539	DNF	1:25.394	91.608
DNF	82	Nathan WRIGHT	Jedi Mk6	1000		3	9:56.291	DNF	1:28.988	87.908
DNF	66	James FLETCHER	Jedi Mk6	1000			2.741	DNF		-

Margin of Victory	Avg. Speed	Best Lap Tm	Best Spd	Best Lap by
3.478	49.785	1:22.842	94.430	4 - Richard MITCHAM

Clerk of the Course

Orbits 4

Sig.

Time

www.amb-it.com

Chief Timekeeper - Ian Sharp (SMART)

www.mylaps.com

Results on www.mylaps.com & www.smart-timing.co.uk

Licensed to: SMART

BRSCC Club Race Meeting

BRSCC Formula Jedi Championship

Cadwell Park 2.173 Miles

Race 16 - Second Race

05/06/2011 14:55

Race (20:00 Time) started at 15:32:41

Lap	Lap Tm	Diff	Time of Day
(4) Richard MITCHAM			
1	1:26.601	+3.759	15:34:10.728
2	2:34.200	+1:11.358	15:41:04.706
3	1:23.814	+0.972	15:42:28.520
4	1:23.520	+0.678	15:43:52.040
5	3:06.497	+1:43.655	15:48:27.116
6	2:25.884	+1:03.042	15:50:53.000
7	1:23.092	+0.250	15:52:16.092
8	1:22.842		15:53:38.934

Lap	Lap Tm	Diff	Time of Day
(41) Mark GELLATLY			
1	1:27.775	+4.053	15:34:13.068
2	2:34.106	+1:10.384	15:41:05.336
3	1:25.181	+1.459	15:42:30.517
4	1:23.722		15:43:54.239
5	3:06.415	+1:42.693	15:48:28.270
6	2:25.384	+1:01.662	15:50:53.654
7	1:24.593	+0.871	15:52:18.247
8	1:24.165	+0.443	15:53:42.412

Lap	Lap Tm	Diff	Time of Day
(28) Matthew BETT			
1	1:26.723	+2.655	15:34:11.486
2	2:33.173	+1:09.105	15:41:05.714
3	1:25.944	+1.876	15:42:31.658
4	1:24.068		15:43:55.726
5	3:07.670	+1:43.602	15:48:29.894
6	2:24.152	+1:00.084	15:50:54.046
7	1:24.520	+0.452	15:52:18.566
8	1:24.209	+0.141	15:53:42.775

Lap	Lap Tm	Diff	Time of Day
(16) Dan CLOWES			
1	1:29.692	+4.674	15:34:15.537
2	2:32.469	+1:07.451	15:41:06.574
3	1:26.558	+1.540	15:42:33.132
4	1:25.018		15:43:58.150
5	3:03.789	+1:38.771	15:48:31.277
6	2:23.747	+58.729	15:50:55.024
7	1:25.419	+0.401	15:52:20.443
8	1:25.931	+0.913	15:53:46.374

Lap	Lap Tm	Diff	Time of Day
(5) Barry ARMSTRONG			
1	1:29.957	+4.784	15:34:16.185
2	2:31.427	+1:06.254	15:41:07.139
3	1:26.314	+1.141	15:42:33.453
4	1:25.173		15:43:58.626
5	3:04.131	+1:38.958	15:48:31.846
6	2:23.311	+58.138	15:50:55.157
7	1:27.088	+1.915	15:52:22.245
8	1:26.475	+1.302	15:53:48.720

Lap	Lap Tm	Diff	Time of Day
(14) Adam WALKER			
1	1:31.613	+4.160	15:34:18.926
2	2:30.532	+1:03.079	15:41:08.477
3	1:27.599	+0.146	15:42:36.076
4	1:27.453		15:44:03.529
5	2:57.260	+1:29.807	15:48:33.020
6	2:23.009	+55.556	15:50:56.029
7	1:27.635	+0.182	15:52:23.664
8	1:27.771	+0.318	15:53:51.435

Lap	Lap Tm	Diff	Time of Day
(117) Hugh SMITH			
1	1:29.970	+3.832	15:34:17.173
2	2:30.848	+1:04.710	15:41:07.752
3	1:26.138		15:42:33.890
4	1:32.455	+6.317	15:44:06.345
5	2:58.350	+1:32.212	15:48:35.315
6	2:21.580	+55.442	15:50:56.895
7	1:27.141	+1.003	15:52:24.036
8	1:27.636	+1.498	15:53:51.672

Lap	Lap Tm	Diff	Time of Day
(38) Andrew WARD			
1	1:30.306	+3.039	15:34:19.188
2	2:30.091	+1:02.824	15:41:08.730
3	1:27.545	+0.278	15:42:36.275
4	1:27.440	+0.173	15:44:03.715
5	2:57.319	+1:30.052	15:48:33.703
6	2:22.992	+55.725	15:50:56.695
7	1:27.267		15:52:23.962
8	1:28.246	+0.979	15:53:52.208

Lap	Lap Tm	Diff	Time of Day
(25) Ian BLUNT			
1	1:43.612	+0.760	15:34:31.550
2	2:29.654	+46.802	15:41:11.667
3	1:43.726	+0.874	15:42:55.393
4	1:44.819	+1.967	15:44:40.212
5	2:08.039	+25.187	15:48:36.960
6	2:22.221	+39.369	15:50:59.181
7	1:42.852		15:52:42.033
8	1:44.036	+1.184	15:54:26.069

Lap	Lap Tm	Diff	Time of Day
(99) Michael WATTON			
1	2:08.133	+40.757	15:34:59.244
2	2:28.604	+1:01.228	15:41:11.713
3	1:28.522	+1.146	15:42:40.235
4	1:29.346	+1.970	15:44:09.581
5	2:56.493	+1:29.117	15:48:36.304
6	2:21.238	+53.862	15:50:57.542
7	1:27.376		15:52:24.918
8	2:07.648	+40.272	15:54:32.566

Lap	Lap Tm	Diff	Time of Day
(55) Daniel COOK			
1	1:30.101	+6.079	15:34:15.896
2	2:31.985	+1:07.963	15:41:06.763
3	1:25.453	+1.431	15:42:32.216
4	1:24.022		15:43:56.238
5	3:06.018	+1:41.996	15:48:30.452
6	2:23.979	+59.957	15:50:54.431
7	1:24.685	+0.663	15:52:19.116

Lap	Lap Tm	Diff	Time of Day
(6) Scott STEVENS			
1	1:29.590	+4.196	15:34:14.660
2	2:32.690	+1:07.296	15:41:06.021
3	1:25.394		15:42:31.415

Lap	Lap Tm	Diff	Time of Day
(82) Nathan WRIGHT			
1	1:30.558	+1.570	15:34:19.963
2	2:28.455	+59.467	15:41:09.179
3	1:28.988		15:42:38.167

Clerk of the Course

Orbits 4

Sig.

Time

Chief Timekeeper - Ian Sharp (SMART)

www.amb-it.com

www.mylaps.com

Results on www.mylaps.com & www.smart-timing.co.uk

Licensed to: SMART

Printed: 06/06/2011 17:55:12

BRSCC Formula Jedi Championship

Cadwell Park 2.173 Miles

Race 16 - Second Race

05/06/2011 14:55

Race (20:00 Time) started at 15:32:41

Competitors	Laps								
	0	1	2	3	4	5	6	7	8
Richard MITCHAM (4)	1	4	4	4	4	4	4	4	4
James FLETCHER (66)	2	66	28	41	41	41	41	41	41
Matthew BETT (28)	3	28	41	28	6	28	28	28	28
Scott STEVENS (6)	4	6	6	6	28	55	55	55	16
Mark GELLATLY (41)	5	41	16	16	55	16	16	16	5
Daniel COOK (55)	6	55	55	55	16	5	5	5	14
Dan CLOWES (16)	7	16	5	5	5	14	14	14	117
Barry ARMSTRONG (5)	8	5	117	117	117	38	38	38	38
Hugh SMITH (117)	9	117	14	14	14	117	117	117	25
Adam WALKER (14)	10	14	38	38	38	99	99	99	99
Ian BLUNT (25)	11	25	82	82	82	25	25	25	25
Andrew WARD (38)	12	38	25	25	99				
Nathan WRIGHT (82)	13	82	99	99	25				
Michael WATTON (99)	14	99							

Scottish Legend Car Championship

Cadwell Park 2.173 Miles

Race 17 - Final (B) - Re-Start

05/06/2011 16:25

Race (5 Laps) started at 16:39:58

Pos	No.	Name	Make/Model	CC	Class Cod	Laps	Total Tm	Diff	Best Tm	Best Spd
1	03	John MARSHALL	Ford Coupe	1200	L	5	9:01.047		1:47.221	72.960
2	32	Dean BRACE	Ford Coupe	1250	G	5	9:02.037	0.990	1:45.778	73.955
3	26	Scott HYNDS	Chevy Sedan	1250	L	5	9:06.899	5.852	1:46.417	73.511
4	72	Glenn BURTENSHAW	34 Coupe	1250	L	5	9:08.510	7.463	1:47.668	72.657
5	8	Nick BRACE	34 Ford	1250	G	5	9:10.377	9.330	1:46.981	73.123
6	99	Robbie BURGOYNE	Chevy Sedan	1250	L	5	9:11.041	9.994	1:47.776	72.584
7	27	Chris HYNDS	Legend	1250	L	5	9:14.253	13.206	1:48.908	71.829
8	6	David HUNTER	Ford Coupe	1250	L	5	9:14.408	13.361	1:48.231	72.279
9	69	Gerard McCOSH	Ford Coupe	1250	L	5	9:15.018	13.971	1:48.232	72.278
10	38	Errico PALAZZO	34 Ford Coupe	1250	L	5	9:16.311	15.264	1:49.331	71.552
11	71	Alasdair THOM	34 Chevy Sedan	1250	L	5	9:22.384	21.337	1:49.737	71.287
12	17	Billy WAIT	37 Ford	1200	L	5	9:23.686	22.639	1:51.083	70.423
13	45	Guiseppe PALAZZO	Ford Sedan	1250	L	5	9:23.849	22.802	1:50.330	70.904
14	53	Dominic SPURR	Ford Sedan	1250	G	5	9:24.079	23.032	1:49.374	71.523
15	80	Allan FEARNLEY	37 Ford Sedan	1250	L	5	9:24.842	23.795	1:49.447	71.476
16	9	Paul O'BRIEN	Legend	1250	L	5	10:30.351	1:29.304	1:56.233	67.303

Not classified ()

DNS	3	Ross MARSHALL	Ford Coupe	1250	L			DNS		
DNS	4	Lee FITZPATRICK	Legend	1200	G			DNS		
DNS	7	Carol BROWN	Ford Coupe	1250	L			DNS		
DNS	50	Paul McKAY	34 Chevy Coupe	1250	L			DNS		
DNS	88	Jeff PRITCHARD	Chevy Sedan	1200	L			DNS		

Announcements

RED FLAG - Lap 2 - Race re-started over 5 laps.

Class G - Guest drivers

Margin of Victory	Avg. Speed	Best Lap Tm	Best Spd	Best Lap by
0.990	72.293	1:45.778	73.955	32 - Dean BRACE

Clerk of the Course

Orbits 4

Sig.

Time

www.amb-it.com

Chief Timekeeper - Ian Sharp (SMART)

www.mylaps.com

Results on www.mylaps.com & www.smart-timing.co.uk

Licensed to: SMART

Lap	Lap Tm	Diff	Time of Day
(03) John MARSHALL			
1	1:49.263	+2.042	16:41:49.664
2	1:47.800	+0.579	16:43:37.464
3	1:47.764	+0.543	16:45:25.228
4	1:47.221		16:47:12.449
5	1:47.458	+0.237	16:48:59.907
(32) Dean BRACE			
1	1:52.271	+6.493	16:41:53.993
2	1:48.467	+2.689	16:43:42.460
3	1:46.489	+0.711	16:45:28.949
4	1:46.170	+0.392	16:47:15.119
5	1:45.778		16:49:00.897
(26) Scott HYNDS			
1	1:52.807	+6.390	16:41:53.437
2	1:48.649	+2.232	16:43:42.086
3	1:50.368	+3.951	16:45:32.454
4	1:46.888	+0.471	16:47:19.342
5	1:46.417		16:49:05.759
(72) Glenn BURTENSHAW			
1	1:53.169	+5.501	16:41:53.160
2	1:48.369	+0.701	16:43:41.529
3	1:48.711	+1.043	16:45:30.240
4	1:47.668		16:47:17.908
5	1:49.462	+1.794	16:49:07.370
(8) Nick BRACE			
1	1:53.914	+6.933	16:41:55.748
2	1:49.797	+2.816	16:43:45.545
3	1:49.289	+2.308	16:45:34.834
4	1:47.422	+0.441	16:47:22.256
5	1:46.981		16:49:09.237
(99) Robbie BURGOYNE			
1	1:53.886	+6.110	16:41:55.449
2	1:49.933	+2.157	16:43:45.382
3	1:48.850	+1.074	16:45:34.232
4	1:47.893	+0.117	16:47:22.125
5	1:47.776		16:49:09.901
(27) Chris HYNDS			
1	1:52.634	+3.726	16:41:52.812
2	1:52.339	+3.431	16:43:45.151
3	1:48.908		16:45:34.059
4	1:49.105	+0.197	16:47:23.164
5	1:49.949	+1.041	16:49:13.113
(6) David HUNTER			
1	1:55.098	+6.867	16:41:56.479
2	1:50.597	+2.366	16:43:47.076
3	1:48.231		16:45:35.307
4	1:49.565	+1.334	16:47:24.872
5	1:48.396	+0.165	16:49:13.268
(69) Gerard McCOSH			
1	1:56.094	+7.862	16:41:58.505
2	1:48.983	+0.751	16:43:47.488
3	1:48.543	+0.311	16:45:36.031

Lap	Lap Tm	Diff	Time of Day
4	1:49.615	+1.383	16:47:25.646
5	1:48.232		16:49:13.878
(38) Errico PALAZZO			
1	1:52.032	+2.701	16:41:52.143
2	1:52.360	+3.029	16:43:44.503
3	1:49.331		16:45:33.834
4	1:50.958	+1.627	16:47:24.792
5	1:50.379	+1.048	16:49:15.171
(71) Alasdair THOM			
1	1:56.195	+6.458	16:41:59.198
2	1:49.737		16:43:48.935
3	1:50.126	+0.389	16:45:39.061
4	1:51.187	+1.450	16:47:30.248
5	1:50.996	+1.259	16:49:21.244
(17) Billy WAIT			
1	1:55.338	+4.255	16:41:55.349
2	1:51.273	+0.190	16:43:46.622
3	1:51.757	+0.674	16:45:38.379
4	1:51.083		16:47:29.462
5	1:53.084	+2.001	16:49:22.546
(45) Guiseppe PALAZZO			
1	1:55.626	+5.296	16:41:57.787
2	1:50.370	+0.040	16:43:48.157
3	1:50.330		16:45:38.487
4	1:51.065	+0.735	16:47:29.552
5	1:53.157	+2.827	16:49:22.709
(53) Dominic SPURR			
1	1:57.396	+8.022	16:42:00.523
2	1:49.374		16:43:49.897
3	1:50.159	+0.785	16:45:40.056
4	1:50.439	+1.065	16:47:30.495
5	1:52.444	+3.070	16:49:22.939
(80) Allan FEARNLEY			
1	1:57.375	+7.928	16:42:00.154
2	1:51.474	+2.027	16:43:51.628
3	1:49.447		16:45:41.075
4	1:50.493	+1.046	16:47:31.568
5	1:52.134	+2.687	16:49:23.702
(9) Paul O'BRIEN			
1	1:58.121	+1.888	16:41:57.843
2	1:56.233		16:43:54.076
3	2:10.123	+13.890	16:46:04.199
4	2:09.153	+12.920	16:48:13.352
5	2:15.859	+19.626	16:50:29.211

Lap	Lap Tm	Diff	Time of Day
-----	--------	------	-------------

Scottish Legend Car Championship

Cadwell Park 2.173 Miles

Race 17 - Final (B) - Re-Start

05/06/2011 16:25

Race (5 Laps) started at 16:39:58

Competitors	Laps					
	0	1	2	3	4	5
Paul O'BRIEN (9)	1	9	03	03	03	03
Glenn BURTENSHAW (72)	2	72	38	72	32	32
Billy WAIT (17)	3	17	27	26	72	26
Errico PALAZZO (38)	4	38	72	32	26	72
Chris HYNDS (27)	5	27	26	38	38	99
John MARSHALL (03)	6	03	32	27	27	8
Scott HYNDS (26)	7	26	17	99	99	27
David HUNTER (6)	8	6	99	8	8	38
Robbie BURGOYNE (99)	9	99	8	17	6	6
Dean BRACE (32)	10	32	6	6	69	69
Nick BRACE (8)	11	8	45	69	17	17
Guisepe PALAZZO (45)	12	45	9	45	45	17
Gerard McCOSH (69)	13	69	69	71	71	71
Allan FEARNLEY (80)	14	80	71	53	53	53
Alasdair THOM (71)	15	71	80	80	80	80
Dominic SPURR (53)	16	53	53	9	9	9
-	17					
-	18					
-	19					
-	20					
-	21					

Clerk of the Course

Orbits 4

Sig. Time
 Chief Timekeeper - Ian Sharp (SMART)
 Results on www.mylaps.com & www.smart-timing.co.uk

www.amb-it.com
www.mylaps.com
 Licensed to: SMART